



FACTS & FIGURES

INDEKS BELIA MALAYSIA 2024 (IBM'24)
Mengukur Tahap Kualiti dan Kesejahteraan Hidup Belia Malaysia



© Institut Penyelidikan Pembangunan Belia Malaysia (IYRES), 2026

Hak Cipta Terpelihara. Tidak dibenarkan mengeluarkan mana-mana isi kandungan penerbitan ini dalam apa jua bentuk dan dengan apa cara pun sama ada secara elektronik, fotokopi, rakaman atau lain-lain sebelum mendapat izin daripada Institut Penyelidikan Pembangunan Belia Malaysia (IYRES).

IYRES merupakan sebuah pusat penyelidikan nasional yang mengkaji pelbagai aspek aliran dan pembangunan generasi muda dan kaitannya dengan perubahan yang berlaku di peringkat nasional, serantau dan antarabangsa. Untuk mencapai matlamatnya, Institut ini akan melaksanakan pelbagai penyelidikan; menganjurkan persidangan, bengkel, syarahan dan seminar; menerbitkan jurnal, risalah mengenai hasil penyelidikan; mewujudkan dan melaksanakan program latihan berkaitan penyelidikan; dan menyediakan kemudahan penyelidikan yang pelbagai termasuklah data mengenai pembangunan belia. Buku ini merupakan hasil kajian yang diterbitkan secara tahunan.

Laporan ini boleh dipetik seperti berikut:

Institut Penyelidikan Pembangunan Belia Malaysia (2026) Facts and Figures Indeks Belia Malaysia 2024. Putrajaya: IYRES

Cetakan Pertama 2026

ISSN: 2590-3926



INSTITUTE FOR
YOUTH RESEARCH
MALAYSIA

Diterbitkan di Malaysia oleh:

Institut Penyelidikan Pembangunan Belia Malaysia (IYRES)

Aras 10, Menara KBS, No. 27 Persiaran Perdana, Presint 4 Pusat Pentadbiran Kerajaan Persekutuan

62570 Putrajaya, MALAYSIA

Tel : +603-8871 3417

Faks : +603-8871 3342

Emel : penyelidik@iyres.gov.my

Laman Web : www.iyres.gov.my

ISI KANDUNGAN

Statistik Belia Malaysia

01

Kronologi Pelaksanaan Indeks Belia Malaysia (IBM)

07

Pencapaian Indeks Belia Malaysia di peringkat Nasional

13

Senario dan Cabaran Belia Malaysia

02

Definisi Domain dan Indikator IBM'24

08

Pencapaian Indeks Belia Malaysia di peringkat Antarabangsa

14

Konsep Kualiti dan Kesejahteraan Hidup Belia Malaysia

03

Indeks Belia Malaysia 2024 (IBM'24)

09

Strategi Bagi Meningkatkan Pencapaian Indeks Belia Malaysia

15

Metodologi Kajian

04

Trend Pencapaian IBM'24

10

Laporan Dashboard Pembangunan Belia Malaysia

16

Sumber Penanda Aras

05

Profil Demografi Responden IBM'24

11

Syor dan Cadangan

17

Sasaran Pencapaian RMK-12 IBM 2021-2025

06

Model Analitik Indeks Belia Malaysia

12

Soalan Lazim

18


The background is a dark purple color with a futuristic, circuit-like aesthetic. It features several glowing lines in shades of pink, orange, and purple that curve and connect across the frame. On the left side, there are two vertical columns of icons: the top one has a grid of small white dots and a single larger icon of a stylized 'p' with radiating lines; the bottom one has a grid of small white dots and four larger icons of the same 'p' symbol, each with a different colored line (pink, orange, purple, and pink) passing through it. The main title is centered in a white, rounded, sans-serif font.

Statistik Belia Malaysia

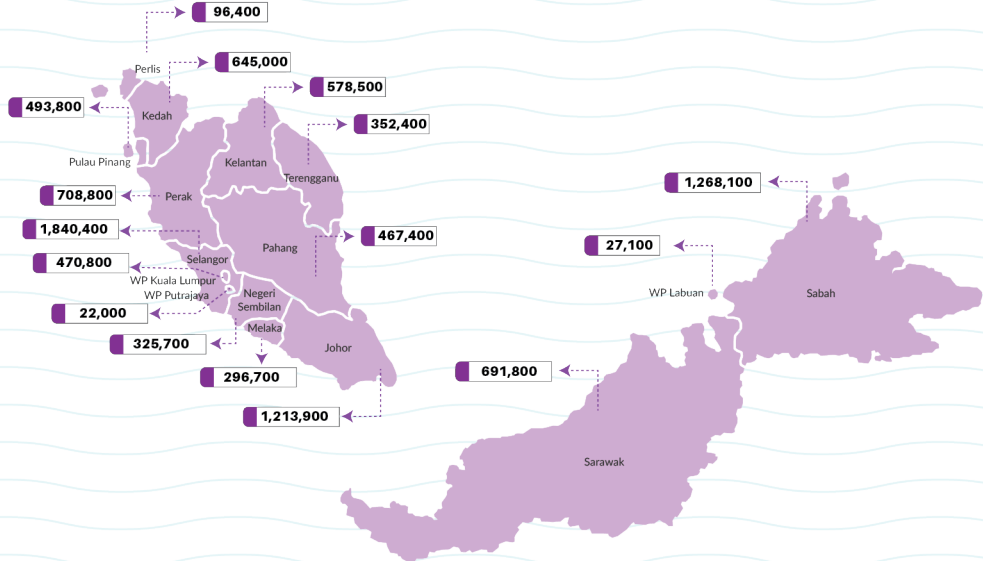
STATISTIK POPULASI PENDUDUK BELIA (15-30) DI MALAYSIA BAGI TAHUN 2024



PEREMPUAN
4,313.8



LELAKI
5,184.9



Nota:

1. Anggaran Penduduk Pertengahan Tahun berasaskan data Banci Penduduk dan Perumahan Malaysia 2020.
2. Hasil tambah mungkin berbeza kerana pembundaran.

Sumber: Jabatan Perangkaan Malaysia. (2024).

Jumlah Keseluruhan 2024	9,498,700
Jumlah Keseluruhan 2023	9,316,700

STATISTIK POPULASI PENDUDUK DAN BELIA DI MALAYSIA BAGI TAHUN 2020-2024

'000

TAHUN	POPULASI PENDUDUK BELIA			
	15-30 TAHUN			
	LELAKI	PEREMPUAN	JUMLAH	% (15-30/0-65++)
2020	4,964.5	4,277.6	9,242.1	28.5%
2021	4,898.1	4,223.3	9,121.4	28.0%
2022	4,890.2	4,213.6	9,103.8	27.8%
2023	5,046.7	4,270.0	9,316.7	27.9%
2024	5,184.9	4,313.8	9,498.7	27.9%

Nota:

1. Anggaran Penduduk Pertengahan Tahun berasaskan data Banci Penduduk dan Perumahan Malaysia 2020.
2. Hasil tambah mungkin berbeza kerana pembundaran.

Sumber: Jabatan Perangkaan Malaysia (2024).

The background is a dark purple color with stylized circuit board traces in shades of pink, orange, and light purple. On the left side, there are several icons: a grid of dots, a single circular icon with a vertical line, and a 2x2 grid of circular icons with diagonal lines. The main title is centered in a white, rounded font.

Senario dan Cabaran Belia Malaysia

SENARIO DAN CABARAN BELIA MALAYSIA

DASAR BELIA MALAYSIA (DBM) 2015-2035

- Literasi Politik
- Kematangan Politik
- Kepimpinan
- Pemikiran Global
- Hubungan Serantau dan Antarabangsa

- Kos Sara Hidup
- Budaya Keusahawanan
- Kemahiran
- Pekerjaan
- Belia Miskin Bandar

- Pendidikan
- Gejala Sosial
- Kerohanian dan Keagamaan
- Nilai Murni
- Jati Diri dan Perpaduan
- Kesukarelawan
- Kesihatan Mental dan Fizikal
- Institusi Kekeluargaan
- Sentuhan Insaniah
- Institusi Masyarakat

- Teknologi Maklumat dan Komunikasi
- Media Digital atau Sosial
- Inovasi dan Kreativiti
- Sains dan Teknologi

Scenario: Future of Youth 2035 (2021)

- Pendidikan
- Budaya Keusahawanan
- Kemahiran
- Pekerjaan
- Belia Miskin Bandar
- Kesukarelawan
- Kesihatan Mental dan Fizikal
- Institusi Kekeluargaan
- Sentuhan Insaniah
- Institusi Masyarakat

- Kos Sara Hidup
- Budaya Keusahawanan
- Kemahiran
- Pekerjaan
- Belia Miskin Bandar

- Literasi Politik
- Kematangan Politik
- Kepimpinan
- Pemikiran Global
- Hubungan Serantau dan Antarabangsa

- Kesedaran dan amalan terhadap alam sekitar
- Kelestarian alam sekitar
- Ekologi

- Teknologi Maklumat dan Komunikasi
- Media Digital atau Sosial
- Inovasi dan Kreativiti
- Sains dan Teknologi

- Identiti Diri
- Integriti dan etika
- Jati Diri dan Perpaduan

POLITIK

EKONOMI

SOSIAL

TEKNOLOGI

SOSIAL

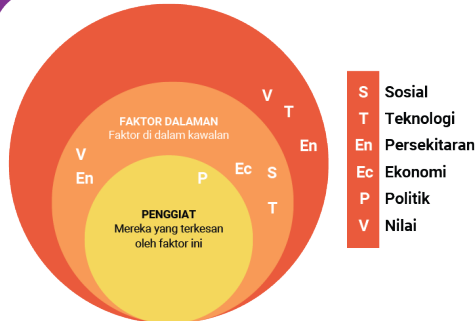
EKONOMI

POLITIK

PERSEKITARAN

TEKNOLOGI

NILAI



DASAR BELIA MALAYSIA

4 KONSEP DASAR BELIA MALAYSIA

KONSEP I:

HAD UMUR SETARA PIWAIAN ANTARABANGSA



BELIA
≥15 tahun dan <30 tahun

"Individu belia yang berumur di antara 15 tahun dan sebelum mencapai umur 30 tahun."

Takrifan umur belia baharu akan dilaksanakan pada tahun 2018 bagi memberi masa yang mencukupi untuk latihan dan peralihan kepimpinan baharu serta proses pindaan Akta Pertubuhan Belia dan Pembangunan Belia 2007 (Akta 668).

KONSEP II:

HOLISTIK DAN BERPANDUKAN PELEMBAGAAN PERSEKUTUAN DAN RUKUN NEGARA

8 Kumpulan Sasaran Belia

- 1 Belia Bersekolah
- 2 Belia Pengajian Tinggi
- 3 Belia Berkerjaya
- 4 Perkumpulan Belia (a - Belia Berperseutan & b - Kumpulan Berdasarkan Minat Khusus)
- 5 Belia Massa
- 6 Belia Malaysia Antarabangsa
- 7 Belia Minoriti dan Golongan Terpinggir
- 8 Belia Berisiko

9 Bidang Keutamaan Belia

Menyerlahkan bakat dan potensi modal insan belia agar berkeupayaan menyumbang di semua peringkat kehidupan sehingga ke peringkat antarabangsa menerusi jaringan kerjasama strategik pemegang taruh berdasarkan 9 bidang keutamaan belia iaitu:

- 1 Pendidikan dan Latihan Kemahiran
- 2 Kenegaraan dan Jati Diri
- 3 Gaya Hidup Sihat dan Sejahtera
- 4 Kepimpinan
- 5 Kesukarelawanan dan Masyarakat Civil
- 6 Keusahawanan
- 7 Penyelidikan dan Inovasi
- 8 Profesionalisme Kerja Belia
- 9 Pengiktirafan

KONSEP III:

FUTURISTIK, RELEVAN DAN TERKINI

PERANCANGAN JANGKA PANJANG

20 tahun

3 Teras DBM

Teras DBM 1:
Pembangunan Belia Positif

Teras DBM 2:
Dari Belia Untuk Belia

Teras DBM 3:
Belia Sebagai Sumber dan Aset Negara

6 Mekanisme Penilaian



KONSEP IV:

MERENTAS PELAKSANA DAN GENERASI

Konsep Merentas Pelaksana

10 Kumpulan Pelaksana

- 1 Keluarga
- 2 Masyarakat
- 3 Pertubuhan Bukan Kerajaan (NGO)
- 4 KBS dan Agensi Persekutuan
- 5 Kerajaan Negeri
- 6 Institusi Pendidikan dan Penyelidikan
- 7 Media
- 8 Syarikat Berkaitan Kerajaan dan Swasta
- 9 Kepimpinan Politik
- 10 NGO Belia dan Individu Belia

Konsep Merentas Generasi

5 fasa pembangunan bagi Konsep Merentas Generasi:

- | | |
|--------|--|
| Fasa 1 | Institusi Perkahwinan |
| Fasa 2 | Kanak-kanak (dari kandungan ibu sehingga 14 tahun, 0-14 tahun) |
| Fasa 3 | Belia (≥15 dan <30 tahun) |
| Fasa 4 | Dewasa (30 - 59 tahun) |
| Fasa 5 | Warga Emas (≥60 tahun) |

Sumber: Dasar Belia Malaysia 2015 - 2035

RANCANGAN MALAYSIA (RMK)

BAB 5: MENANGANI KEMISKINAN DAN MEMBANGUNKAN MASYARAKAT INKLUSIF

Strategi F2: Membangunkan Belia yang Dinamik, Berdaya Tahan dan Berdaya Saing

RMKe-11

Menangani
Keperluan Kumpulan
Sasar Khusus

75.20

68.30

2020

INDEKS BELIA MALAYSIA

● Sasaran ● Prestasi

RMKe-12

Memperkasa
Kumpulan Sasar
Khusus

70.30

73.59

2024

INDEKS BELIA MALAYSIA

● Sasaran ● Prestasi

Sumber: Unit Perancang Ekonomi, Jabatan Perdana Menteri (2021)

PELAN STRATEGIK KBS 2021-2025

Pelan Strategik merumuskan hala tuju dan strategi KBS dalam memacu pembangunan belia dan sukan negara. KBS harus meneraju pelaksanaan dasar dan program yang berkesan bagi memastikan belia diperkasa; sukan digunakan sebagai medium perpaduan terbaik; dan sukan dijadikan sebagai industri yang menyumbang kepada peningkatan ekonomi negara. Pelan ini dirangka berdasarkan 5 teras strategik yang merupakan perkhidmatan teras (*core business*) Kementerian

5 TERAS STRATEGIK

- **Pemeriksaan belia yang inklusif berteraskan Model Pembangunan Belia Madani**
- Pembudayaan dan pembangunan sukan secara holistik
- **Pemeriksaan bidang TVET berasaskan industri dan pendigitalan**
- Mengiktiraf industri sukan sebagai pemacu sumber ekonomi negara
- Pemantapan penyampaian Perkhidmatan Kementerian

5 OBJEKTIF STRATEGIK

- **Meningkatkan kualiti dan kesejahteraan belia**
- Meningkatkan kesejahteraan rakyat melalui sukan
- **Pendigitalan ILKBS bagi memenuhi keperluan IR4.0 dan ekonomi gig menjelang tahun 2025**
- **Transformasi industri sukan sebagai pemangkin ekosistem negara yang mampan**
- **Meningkatkan kecekapan dan keberkesanan perkhidmatan pjawat awam kementerian**

MODEL PEMBANGUNAN BELIA MADANI 2030



MPBM 2030 adalah sebuah dokumen yang memetakan perancangan sehingga 2030 ke arah menyediakan dan mempersiapkan generasi belia beridentiti Malaysia bagi menghadapi cabaran dan perubahan masa hadapan khususnya kesan daripada pandemik COVID-19. Bagi mencapai matlamat tersebut, Model ini menggariskan teras utama, strategi dan inisiatif dengan sasaran keberhasilan yang lebih jelas dan perancangan yang lebih berkesan sebagai kesinambungan kepada Dasar Belia Malaysia, Model ini juga akan membantu Kerajaan dalam merealisasikan usaha untuk melahirkan lebih ramai belia yang dinamik, kompeten, berdaya saing dan berdaya tahan bagi mendepani cabaran masa kini dan perubahan masa hadapan.

4 PENEKANAN

- Pendidikan dan latihan berkualiti
- Penciptaan pekerjaan dan transformasi keusahawanan
- Kecergasan dan kesejahteraan hidup
- Penglibatan dan suara belia

KECERGASAN DAN KESEJAHTERAAN HIDUP

SASARAN

Belia Malaysia membudayakan gaya hidup aktif, berasa selamat dalam komuniti dan berdaya tahan

OBJEKTIF

- 1 Meningkatkan pengetahuan, kefahaman serta amalan berkaitan kesihatan fizikal, mental dan spiritual
- 2 Memperkukuhkan nilai murni dan jati diri belia
- 3 Memperkasakan ekosistem kekeluargaan dan penurusan kewangan

STRATEGI 1: MENINGKATKAN KESIHATAN MENTAL, KECERGASAN FIZIKAL DAN KECERGASAN SPIRITUAL

- 1 Mewujudkan dan menambah baik ekosistem kesihatan mental
- 2 Memperluas dan meningkatkan maklumat kecergasan bersepadu
- 3 Mewujudkan pusat aktiviti belia
- 4 Mengukuhkan nilai keohanian dan pengetahuan agama yang kukuh

STRATEGI 3: MENEGUHKAN INSTITUSI KEKELUARGAAN

- 1 Mengukuhkan ikatan dan nilai kekeluargaan

STRATEGI 2: MEMANTAPKAN JATI DIRI DAN PERPADUAN SOSIAL

- 1 Mengukuhkan identiti nasional
- 2 Menyuburkan mentaliti dan nilai-nilai kelas pertama
- 3 Meningkatkan interaksi sosial

STRATEGI 4: MENINGKATKAN KEUPAYAAN PENGURUSAN KEWANGAN DAN PEMILIKAN RUMAH

- 1 Meningkatkan kecekapan kewangan dan daya tahan terhadap cabaran kewangan
- 2 Memperbanyakkan peluang belia memiliki rumah

STRATEGI 5: MENINGKATKAN KESEDARAN TENTANG KELESTARIAN ALAM SEKITAR

- 1 Mengamalkan gaya hidup hijau
- 2 Menguasai kemahiran hijau

PELAN PEMERKASAAN SOSIOEKONOMI 2030

RINGKASAN PELAN PEMERKASAAN SOSIOEKONOMI BELIA 2030

Punca Kuasa

Bab 5: Menangani Kemiskinan dan Membangunkan Masyarakat Inklusif
Strategi F2: Membangunkan Belia yang Dinamik, Berdaya Tahan dan Berdaya Saing



Bab 3: Melorjakkann Daya Tahan Ekonomi untuk Pertumbuhan Mampaan
Strategi A8: Memprioritaskan Aktiviti Pertanian Pintar



Bab 6: Membangunkan Masyarakat Inklusif dan Lebih Berdaya Tahan
Strategi G2: Membangunkan Belia yang Dinamik, Berdaya Tahan dan Berdaya Saing

Senario: Isu dan Cabaran

5 Isu dan Cabaran

- Tahap kesejahteraan kewangan, literasi dan tingkahlaku kewangan yang rendah
- Perkembangan teknologi yang pesat memberi lebih cabaran kepada belia di dalam kelestarian ekonomi belia
- Persaingan ekonomi yang kompetitif memerlukan peningkatan pembangunan sendiri bagi membentuk karakter
- Perubahan persekitaran dan iklim memberi ketidaktentuan tahap ekonomi belia dan negara
- Pemantapan polisi dalam memperkukuhkan ekonomi belia dan negara

Kerangka Pelan

3 Matlamat



10 Strategi | 24 Inisiatif | 9 Sasaran

Digerakkan oleh

12 Kementerian/ Agensi Penerima | 76 Rakan Kolaborasi

Validasi Pelan

3 Mesyuarat Jawatankuasa Teknikal | 3 Mesyuarat Jawatankuasa Pemandu
3 Validasi Pelan Bersama Pakar Ekonomi

Penilaian dan Pemantauan

Menguukuhkan Ekosistem Penilaian dan Pemantauan
Ekosistem penilaian dan pemantauan merupakan platform yang penting dalam menentukan kejayaan strategi dan mekanisme pelaksanaan, penyeselaran dan pemantauan pelan ini.

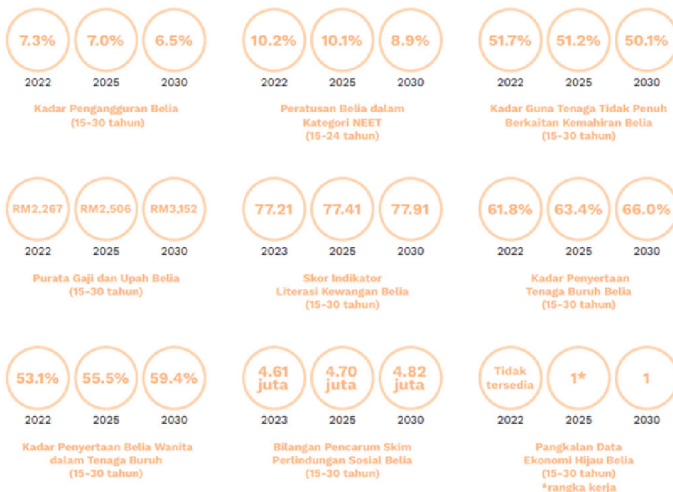
Pelaksanaan

Pelaksanaan inisiatif dan program di bawah pelan tindakan
2025 | 2030



SASARAN TERPILIH

Bagi mencapai matlamat Pelan Pemerikasaan Sosioekonomi Belia 2030, sembilan (9) sasaran terpilih ditetapkan iaitu mengurangkan kadar pengangguran belia, mengurangkan peratusan belia dalam kategori NEET, menurunkan kadar guna tenaga tidak penuh berkaitan kemahiran belia, meningkatkan purata gaji dan upah belia, meningkatkan skor literasi kewangan belia, meningkatkan kadar penyertaan tenaga buruh belia, meningkatkan kadar penyertaan tenaga buruh belia wanita, meningkatkan bilangan pencarum skim perlindungan sosial belia dan mewujudkan pangkalan data ekonomi hijau belia.



The background is a dark purple color with a network of glowing circuit lines in shades of pink, orange, and purple. There are several circular icons with radiating lines, some containing a stylized 'p' or 'q' symbol, and a grid of small white dots. The main text is centered in a white, rounded, sans-serif font.

Konsep Kualiti dan Kesejahteraan Hidup Belia Malaysia

KONSEP KUALITI DAN KESEJAHTERAAN HIDUP

KUALITI HIDUP

Menggambarkan satu keadaan cukup (makan, minum, pakaian, tempat tinggal), selesa (kedudukan ekonomi), tenang (jiwa, psikososial, kesihatan), segar (persekitaran), harmoni (keadaan yang selamat), dan damai (suasana hidup sekeliling) yang mampu dan memberi makna kepada kebahagiaan hidup seseorang.



KESEJAHTERAAN HIDUP

Kesejahteraan atau ketidaksejahteraan masyarakat dalam persekitaran kehidupan mereka. Kualiti hidup juga membawa maksud kehidupan yang baik atau menjalani kehidupan dengan kualiti tinggi.



KUALITI DAN KESEJAHTERAAN HIDUP

Satu konsep yang saling melengkapi. Satu bentuk penilaian secara sedar atau taksiran psikologikal individu tentang kepuasan kehidupan mencakupi aspek pembangunan sendiri, hubungan sosial, sosioekonomi, persekitaran, integrasi sosial, kesihatan fizikal, pendidikan, keseimbangan hidup dan pekerjaan, keselamatan, politik dan sebagainya.



KONSEP KUALITI DAN KESEJAHTERAAN MELALUI NATIONAL KEY YOUTH DEVELOPMENT AREA (NKYDA) 2021-2025





Indeks Belia Malaysia 2024 (IBM'24)

PENGENALAN INDEKS BELIA MALAYSIA 2024 (IBM'24)


Merupakan instrumen atau penanda aras yang dibentuk bagi memantau perkembangan kualiti dan kesejahteraan hidup generasi belia Malaysia

Rujukan terhadap perubahan dan pembangunan inovatif bagi program-program pembangunan belia pada masa akan datang

Input bagi memandu pemegang taruh agar **lebih sensitif dengan perubahan** dalam indikator yang diukur

Mengandungi **6 Domain dan 41 Indikator** (2021 - 2025) yang mengenal pasti pola gaya fikir dan gaya hidup semasa belia Malaysia

Penggunaan **data primer** dan **data sekunder**. Data primer adalah hasil pengumpulan daripada lapangan ke atas responden yang mewakili kategori persampelan manakala data sekunder adalah statistik berkaitan yang dikumpulkan daripada pemegangtaruh terlibat



KEPENTINGAN IBM'24

Memantau **pencapaian** tahap kualiti dan kesejahteraan hidup belia Malaysia yang merupakan KPI Nasional RMKe-12 (2021-2025)

Mewujudkan **data empirikal** belia setempat

Memandu **penyediaan input** bagi pelan/ strategi berkaitan pembangunan belia Malaysia

Pemantauan **secara bersepadu** hala tuju pembangunan belia peringkat nasional, serantau (ASEAN) dan antarabangsa (Global)

Memberi input sebagai salah satu mekanisme **penilaian Dasar Belia Malaysia (DBM) 2015-2035**

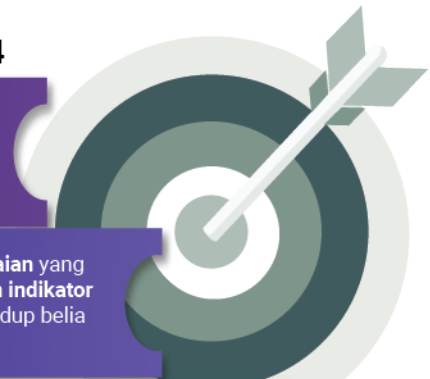
OBJEKTIF IBM'24

Menilai **perubahan gaya hidup belia** melalui perbandingan dengan indeks semasa

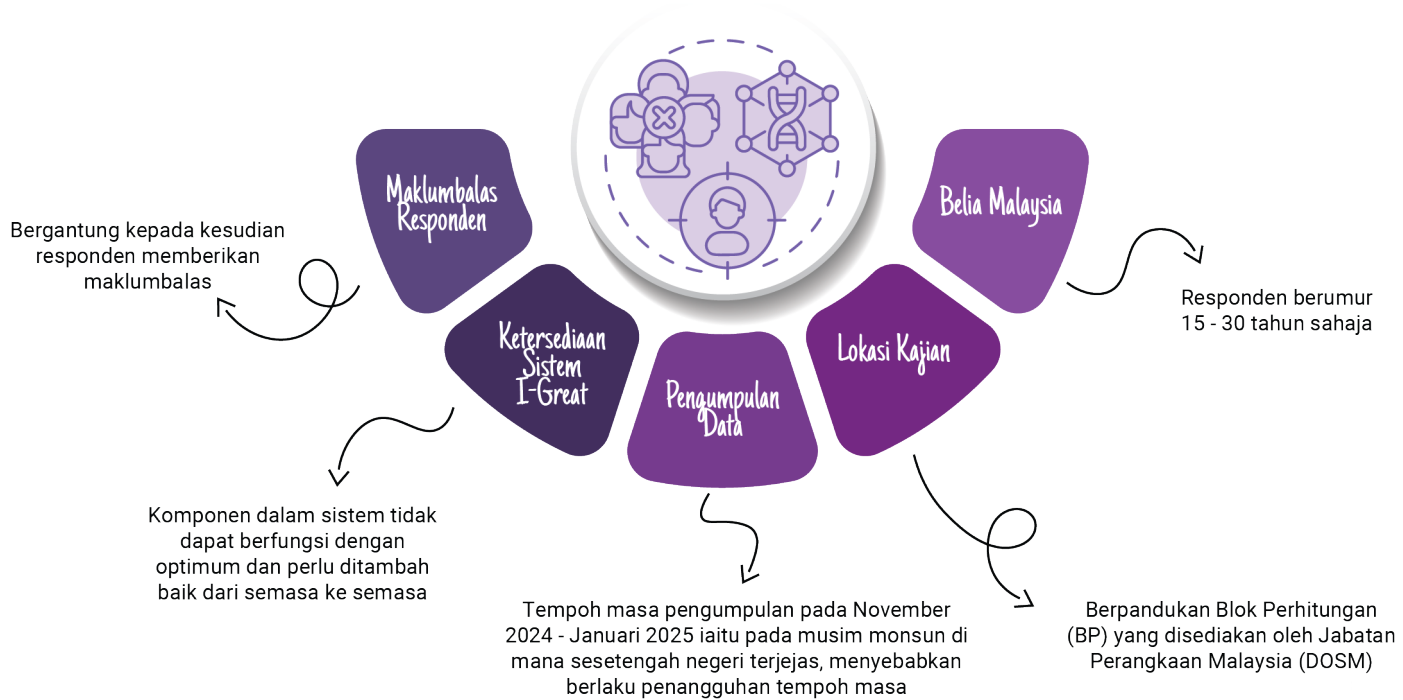
Menilai **perubahan pencapaian** yang berlaku ke atas **domain dan indikator** kualiti dan kesejahteraan hidup belia Malaysia

Menyediakan **input dan cadangan** bagi membentuk polisi serta membangunkan program bersesuaian untuk meningkatkan kualiti dan kesejahteraan hidup belia

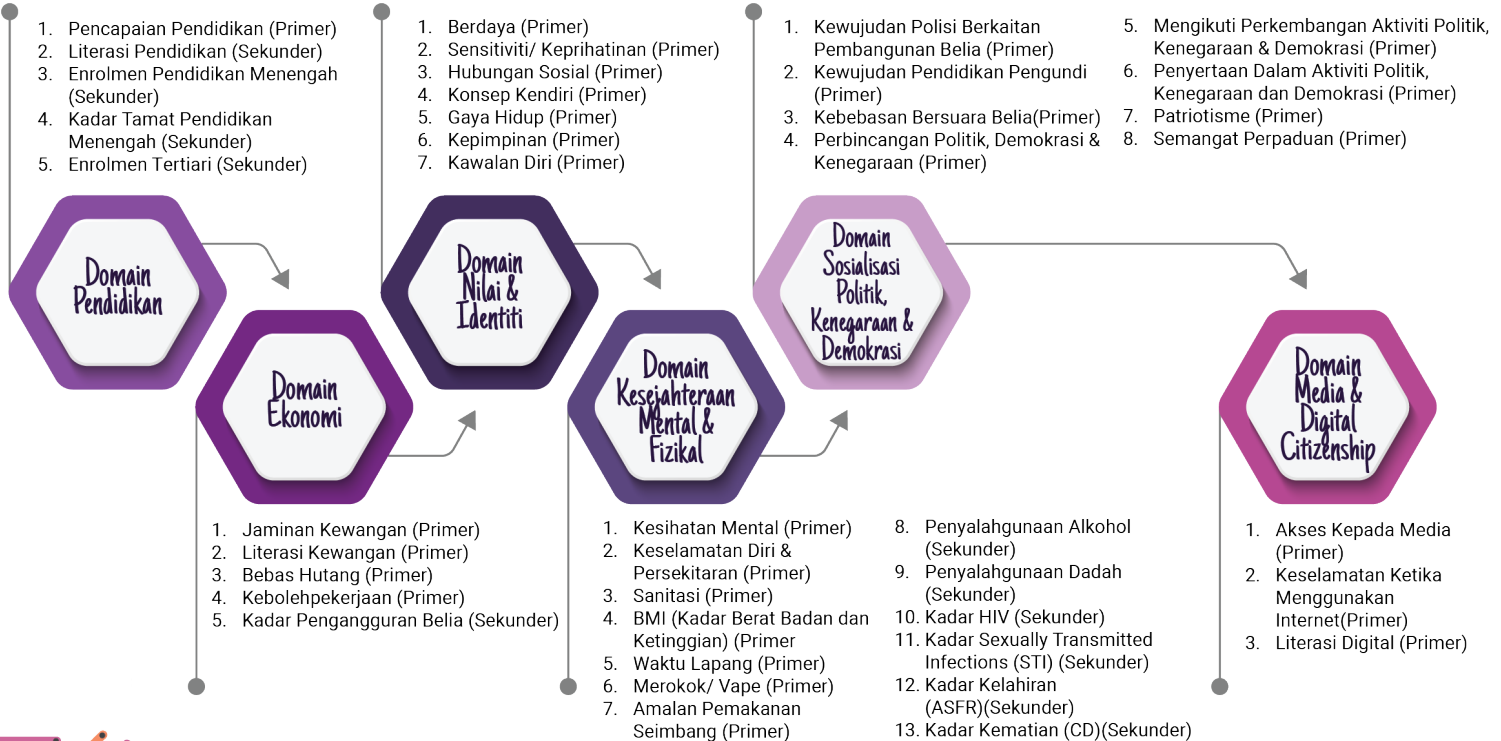
Menyediakan input bagi mekanisme **penilaian Dasar Belia Malaysia (DBM) 2015-2035**



LIMITASI KAJIAN



6 DOMAIN 41 INDIKATOR IBM'24

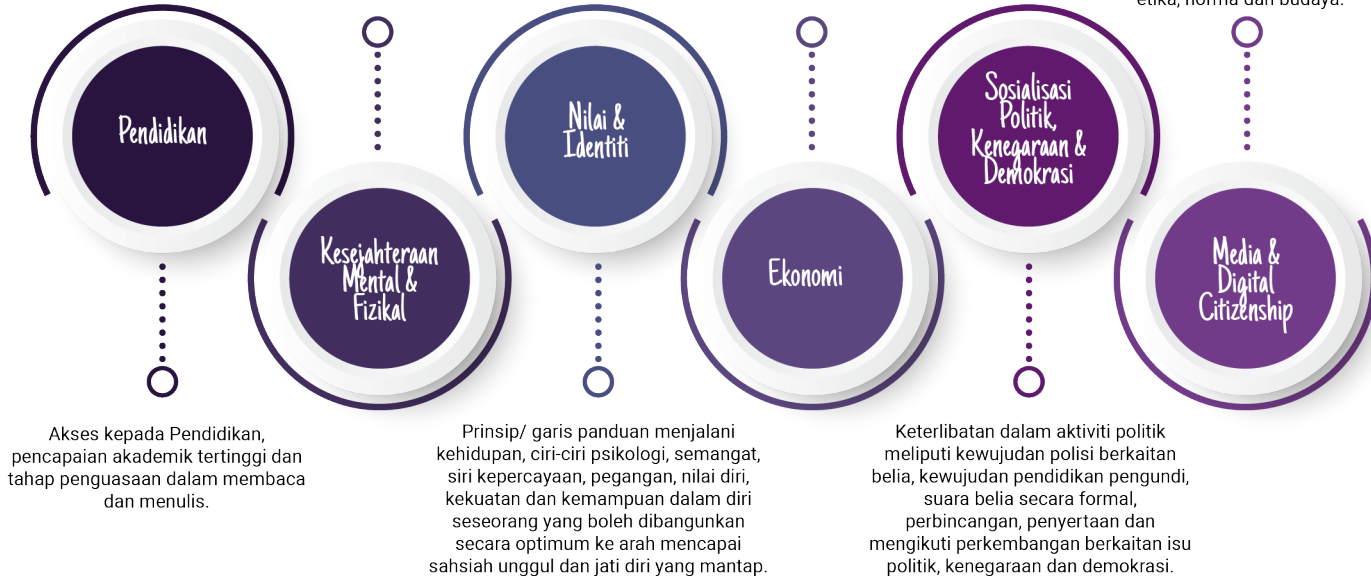


DEFINISI 6 DOMAIN IBM'24

Tahap literasi kesihatan, kesejahteraan mental dan fizikal, bebas dari penyakit yang dikaitkan dengan amalan cara hidup dan tingkah laku berisiko.

Tahap ekonomi seseorang yang menggambarkan sejauh mana kedudukan kewangannya.

Segala bentuk medium dan saluran bagi menyampaikan informasi dan kemampuan mengelola dan memantau perilaku dalam menggunakan teknologi merangkumi etika, norma dan budaya.



Metodologi Kajian



METODOLOGI KAJIAN IBM'24



REKA BENTUK KAJIAN

- Kaedah kuantitatif (edaran borang soal selidik melalui sistem i-GREAT)
- Analisis dokumen
- Data Sekunder



SAMPEL KAJIAN

- Belia berumur 15-30 tahun seluruh Malaysia
- 5,426 orang responden seluruh Malaysia



PENGUMPULAN DATA

- Menggunakan khidmat IYRES Community Enumerator (ICE)
- 185 orang enumerator seluruh Malaysia
- 16 penyelia negeri
- 5 orang enumerator Kajian Rintis



KAEDAH PERSAMPELAN

- Pemilihan responden mewakili pelbagai etnik, jantina dan lokaliti tempat tinggal
- Menggunakan Blok Perhitungan (BP) dan Tempat Kediaman (TK) yang dibekalkan oleh pihak Jabatan Perangkaan Malaysia (DOSM)

KAEDAH PEMBENTUKAN SKOR IBM'24

Skor Indikator

$$p_{\text{indikator}} = \frac{\sum_k \frac{M_k - M_k^s}{R}}{n_{\text{item}}} \times 100 \quad k = 1, 2, \dots, n_{\text{item}}$$

Skor Domain

$$\bar{x}_{\text{domain}} = \frac{\sum_i \bar{x}_{\text{indikator}}}{n_{\text{indikator}}} \quad i = 1, 2, \dots, n_{\text{indikator}}$$

Indeks

$$\bar{x}_{\text{indeks}} = \frac{\sum_d \bar{x}_{\text{domain}}}{n_{\text{domain}}} \quad d = 1, 2, \dots, n_{\text{domain}}$$

Petunjuk

M_k^s = nilai minimum skala R = nilai maksima skala – nilai minimum skala
 M_k = min n = bilangan

Kajian ini menggunakan indeks "0" sebagai skor minimum dan indeks "100" sebagai skor maksimum. Semakin tinggi skor, maka lebih baik kualiti dan kesejahteraan hidup keseluruhan belia Malaysia, berdasarkan skala di bawah.



0-39

Sangat Tidak Memuaskan



40-49

Tidak Memuaskan



50-59

Kurang Memuaskan



60-74

Sederhana



75-79

Memuaskan



80-100

Sangat Memuaskan

PEMBERAT DOMAIN IBM'24

BIL.	DOMAIN	PEMBERAT (%)		
		GLOBAL	ASEAN	MALAYSIA
1.	PENDIDIKAN	25% <i>(Global Youth Index, 2016)</i>	30% <i>(Youth Development Index, 2017)</i>	20.0%
2.	EKONOMI	25% <i>(Global Youth Index, 2016)</i>	30% <i>(Youth Development Index, 2017)</i>	20.0%
3.	KESEJAHTERAAN MENTAL & FIZIKAL	25% <i>(Global Youth Index, 2016)</i>	30% <i>(Youth Development Index, 2017)</i>	20.0%
4.	SOSIALISASI POLITIK, KENEGARAAN & DEMOKRASI	15% <i>(Global Youth Index, 2016)</i>	-	15.0%
5.	NILAI & IDENTITI	10% <i>(Global Youth Index, 2016)</i>	10% <i>(Youth Development Index, 2017)</i>	12.5%
6.	MEDIA & DIGITAL CITIZENSHIP	10.94% <i>(The Global Youth Wellbeing Index, 2017)</i>	-	12.5%
JUMLAH		-	100%	100%

Sumber: First ASEAN Youth Development Index (2017); Global Youth Index and Report (2016) & (2020) dan The Global Youth Wellbeing Index (2017)

The background is a dark purple color with abstract, glowing circuit-like lines in shades of pink, orange, and purple. There are several circular icons with radiating lines, some containing a stylized 'P' or a similar symbol. A grid of small white dots is visible in the upper left and middle left areas.

Sumber Penanda Aras

SUMBER PENANDA ARAS IBM'24

Global Youth Development Index (YDI)

Dapatan Skor:

2013: 0.700
2016: 0.729
2020: 0.775
2023: 0.802

Dasar Belia Malaysia (DBM) 2015 - 2035

Enam Mekanisme
Penilaian DBM
2015 - 2035

Rancangan Malaysia Kedua Belas (2021 - 2025)

Tema 2:
Memperkuh Keselamatan,
Kesejahteraan dan Inklusiviti

Wawasan Kemakmuran Bersama 2030

Kumpulan sasaran - belia

Pelan Strategik KBS 2021 - 2025

Teras Strategik 1:
Pemeraksanaan belia yang
inklusif berteraskan model
baharu pembangunan belia
(Model Pembangunan Belia
Madani)

Membangun Negara Madani 2022

Lapan Teras Utama:

1. Ekonomi & Kewangan
2. Perundangan
3. Institusi
4. Pendidikan
5. Kebudayaan
6. Masyarakatan
7. Bandar
8. Luar Bandar

Model Pembangunan Belia Madani 2030

1. Pendidikan dan latihan berkualiti
2. Penciptaan pekerjaan dan transformasi keusahawanan
3. Keergasan dan kesejahteraan hidup
4. Penglibatan dan suara belia

Sustainable Development Goals (SDG) 2030

Goal 1: No Poverty
Goal 3: Good Health & Well-being
Goal 4: Quality Education
Goal 6: Clean Water & Sanitation
Goal 8: Decent Work & Economic Growth
Goal 17: Partnership for the Goals

ASEAN YDI

2017: 3/10 negara (Education; Employment & Opportunity; Health & Well-being; & Participation & Engagement)

2021: Values, Awareness & Identity)

2022: 2/ 10 negara (Education & Skills; Health & Well-being; Employment & Opportunity; Participation & Engagement; Equity & Inclusion; Security & Safety; and ASEAN Values and Identity)

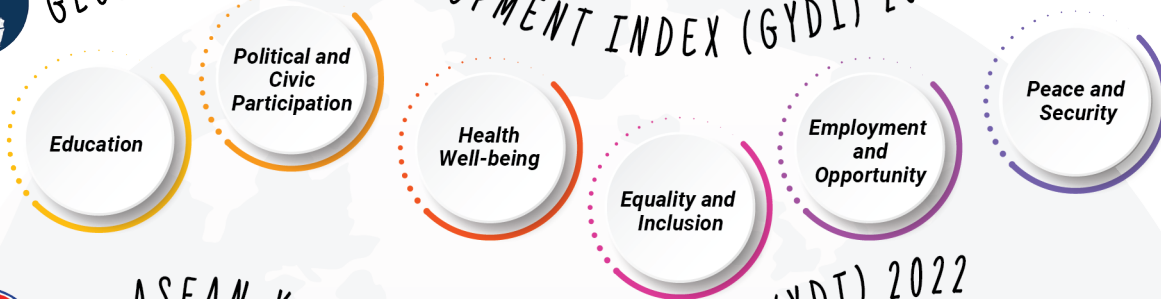
Pact For The Future 2024

- Sustainable development and financing development
- International peace and security
- Science, technology and innovation and digital cooperation
- Youth and future generations
- Transforming global governance

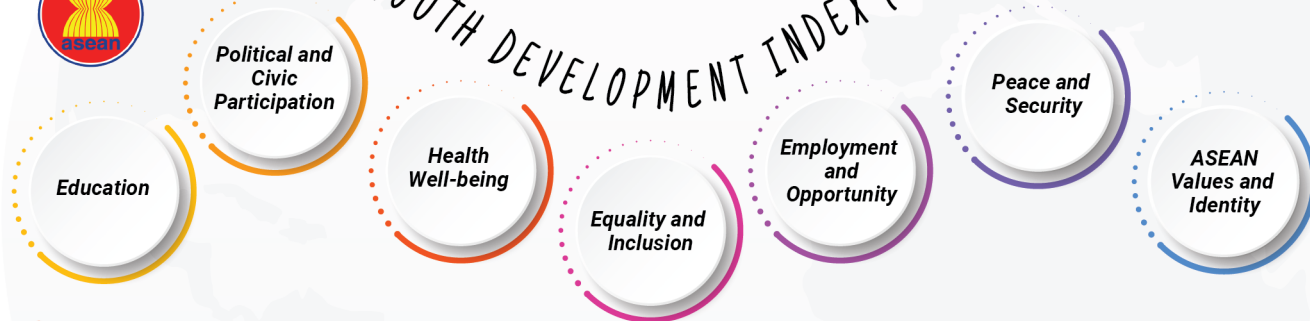
INDEKS PEMBANGUNAN BELIA DI PERINGKAT GLOBAL DAN ASEAN



GLOBAL YOUTH DEVELOPMENT INDEX (GYDI) 2023



ASEAN YOUTH DEVELOPMENT INDEX (YDI) 2022



YOUTH DEVELOPMENT INDEX (YDI)

LAPORAN YDI 2023

INFO !!

MALAYSIA
SKOR Keseluruhan YDI
0.802 (*Very High*)

Domain YDI:

- *Education* (0.845 (*Very High*))
- *Employment & Opportunity* (0.952 (*Very High*))
- *Equality & Inclusion* (0.965 (*Very High*))
- *Health & Well-being* (0.805 (*Very High*))
- *Peace & Security* (0.920 (*Very High*))
- *Political & Civic Participation* (0.330 (*Low*))

Peringkat Global:
Malaysia – 35/183 negara

Peringkat Komanwel:
Malaysia – 6/50 negara

Sumber:
Global Development Index & Report, 2023



INDEKS BELIA MALAYSIA 2023 6 DOMAIN & 41 INDIKATOR

Umur Belia
Dalam Indeks
15-30
tahun

- Pendidikan
- Ekonomi
- Kesejahteraan Mental & Fizikal
- Sosialisasi Politik, Kenegaraan & Demokrasi
- Nilai & Identiti
- Media & *Digital Citizenship*



INDEKS PEMBANGUNAN BELIA BRUNEI DARUSSALAM 2016 8 DOMAIN & 41 INDIKATOR

Umur Belia
Dalam Indeks
15-30
tahun

- Pembangunan Kendiri
- Aktiviti Masa Lapang
- Nilai & Identiti
- Kesihatan
- Penilaian Potensi Diri
- Pendedahan Multimedia
- Integrasi Masyarakat
- Masalah Sosial



INDEKS PEMBANGUNAN BELIA FILIPINA 2016 5 DOMAIN & 17 INDIKATOR

Umur Belia
Dalam Indeks
15-30
tahun

- Pendidikan
- Pekerjaan
- Kesihatan
- Penyertaan
- Organisasi



INDEKS PEMBANGUNAN BELIA INDONESIA 2016 5 DOMAIN & 20 INDIKATOR

Umur Belia
Dalam Indeks
15-30
tahun

- Pendidikan
- Kesihatan
- Kebajikan
- Pembangunan Kepimpinan
- Kepekaan Jantina



INDEKS PEMBANGUNAN BELIA ASEAN 2022 7 DOMAIN & 30 INDIKATOR

Umur Belia
Dalam Indeks
15-35
tahun


- *Education & Skills*
- *Health & Well-being*
- *Employment & Opportunity*
- *Participation & Engagement*
- *Equity & Inclusion*
- *Security & Safety*
- *ASEAN Values and Identity*



INDEKS PEMBANGUNAN BELIA KOMANWEL 2016 5 DOMAIN & 15 INDIKATOR

Umur Belia
Dalam Indeks
15-29
tahun

- Pendidikan
- Kesihatan & Kesejahteraan
- Pekerjaan
- Penyertaan Politik
- Penyertaan Sivik



Sasaran Pencapaian RMK-12 IBM 2021-2025

SASARAN PENCAPAIAN TAHAP KUALITI DAN KESEJAHTERAAN HIDUP BELIA MALAYSIA 2021-2026

Sasaran pertambahan sebanyak 0.5 skor setiap tahun. Dipersetujui dan telah diperakukan di peringkat EPU dan KBS

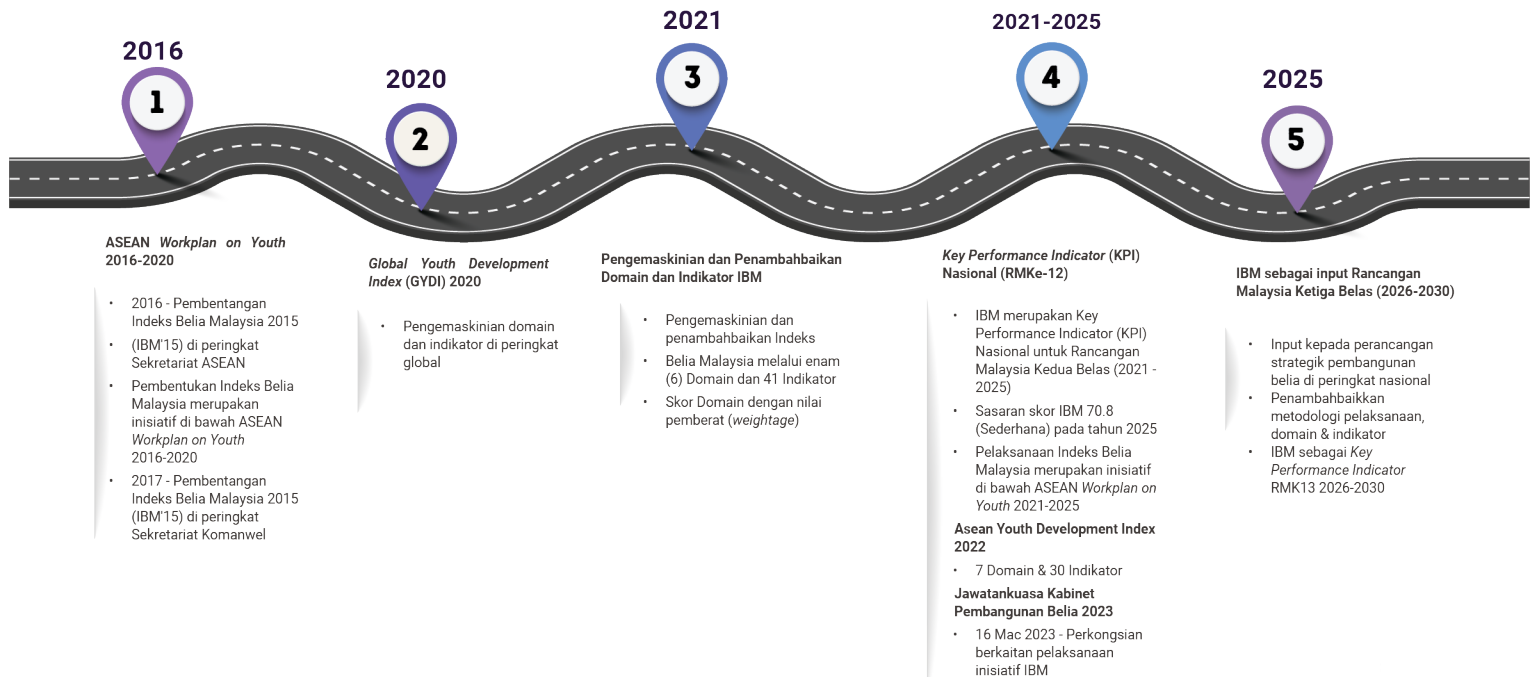


Sumber: Mesyuarat Penetapan Sasaran Skor Dalam RMKe-12 pada 5 Mac 2020, Bab 5, Dokumen RMKe-12 (2021-2025) dan Kajian Separuh Penggal Rancangan Malaysia Kedua Belas, 2021-2025

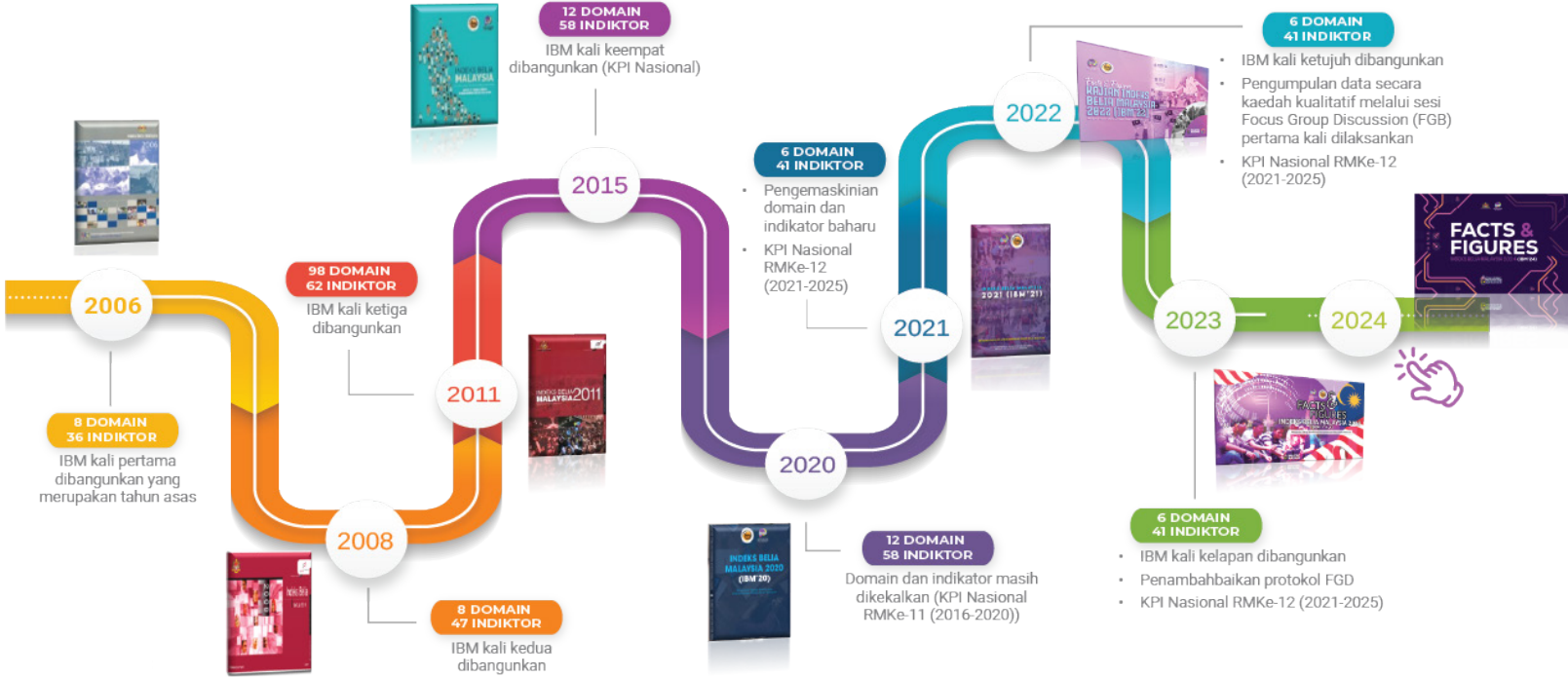
The background is a dark purple color with a network of glowing circuit lines in shades of pink, orange, and purple. There are several circular icons with a central dot and radiating lines, some of which are surrounded by a grid of small white dots. The main title is written in a white, rounded, sans-serif font.

Kronologi Pelaksanaan Indeks Belia Malaysia (IBM)

KRONOLOGI PELAKSANAAN IBM



PERUBAHAN DOMAIN DAN INDIKATOR IBM



The background is a dark purple color with a network of colorful lines in shades of pink, orange, and purple, resembling circuit traces. There are several circular icons with a central dot and radiating lines, some of which are partially obscured by the circuit lines. A grid of small white dots is also visible in the upper left quadrant.

Definisi Domain & Indikator Indeks Belia Malaysia (IBM)

DOMAIN PENDIDIKAN

PENDIDIKAN

Akses kepada Pendidikan, pencapaian akademik tertinggi dan tahap penguasaan dalam membaca dan menulis

PENCAPAIAN PENDIDIKAN

Pencapaian pendidikan pasca menengah belia

ENROLMEN PENDIDIKAN MENENGAH

Nisbah jumlah enrolmen pendidikan menengah (tanpa had umur) kepada populasi yang merujuk kepada kumpulan umur sepadan dengan tahap pendidikan tersebut

KADAR TAMAT PENDIDIKAN MENENGAH

Kadar belia yang menamatkan pendidikan menengah

LITERASI PENDIDIKAN

Kemahiran membaca dan menulis untuk memahami pernyataan ringkas tentang kehidupan seharian

ENROLMEN TERTIARI

Nisbah enrolmen pendidikan tertiar (tanpa had umur) kepada populasi yang merujuk kepada kumpulan umur sepadan dengan tahap pendidikan tersebut

DOMAIN EKONOMI

EKONOMI

Tahap ekonomi seseorang yang menggambarkan sejauh mana kedudukan kewangannya

JAMINAN KEWANGAN

Keadaan di mana seseorang itu mempunyai perancangan kewangan yang teliti iaitu simpanan atau pelaburan yang membolehkan beliau melalui umur persaraan tanpa perasaan risau

LITERASI KEWANGAN

Kebolehan menggunakan pengetahuan dan kemahiran untuk menguruskan sumber kewangan secara berkesan bagi mencapai kesejahteraan kewangan

BEBAS HUTANG

Kebolehan untuk mengekalkan gaya hidup yang selesa dan pada masa yang sama mempunyai simpanan masa depan serta mengelak daripada bebanan hutang

KEBOLEHPEKERJAAN

Keupayaan untuk mendapat pekerjaan yang sesuai dengan tahap kelayakan

KADAR PENGANGGURAN BELIA

Perkadaran belia yang menganggur (tidak bekerja) kepada jumlah penduduk belia di dalam tenaga buruh

DOMAIN KESEJAHTERAAN MENTAL DAN FIZIKAL

KESEJAHTERAAN MENTAL & FIZIKAL

Tahap literasi kesihatan, kesejahteraan mental dan fizikal, bebas dari penyakit yang dikaitkan dengan amalan cara hidup dan tingkah laku berisiko

KESIHATAN MENTAL

Keupayaan mengatasi ketengangan, perasaan bimbang dan kemurungan disebabkan sesuatu perkara

KESELAMATAN DIRI DAN PERSEKITARAN

Berasa aman dan bebsa daripada rasa takut

SANITASI

Sistem kawalan kebersihan diri dan awam

BMI (KADAR BERAT BADAN DAN KETINGGIAN)

Kadar berat badan berbanding ketinggian diri sendiri

WAKTU LAPANG

Kekerapan aktiviti berdasarkan minat seperti hobi, aktiviti rekreasi, hiburan dan penglibatan berpersatuan

DOMAIN KESEJAHTERAAN MENTAL DAN FIZIKAL (SAMBUNGAN)

KESEJAHTERAAN MENTAL & FIZIKAL

Tahap literasi kesihatan, kesejahteraan mental dan fizikal, bebas dari penyakit yang dikaitkan dengan amalan cara hidup dan tingkah laku berisiko

MEROKOK/VAPE

Kadar merokok/vape belia

AMALAN PEMAKANAN
SEIMBANG

Amalan pemakanan belia yang sihat dan seimbang

PENYALAHGUNAAN
ALKOHOL

Penggunaan alkohol yang berbahaya mampu merosakkan fizikal dan mental

PENYALAHGUNAAN DADAH

Penggunaan dadah yang bertentangan dengan kepentingan rawatannya

KADAR HIV

Kadar jangkitan HIV

DOMAIN KESEJAHTERAAN MENTAL DAN FIZIKAL (SAMBUNGAN)

KESEJAHTERAAN MENTAL & FIZIKAL

Tahap literasi kesihatan, kesejahteraan mental dan fizikal, bebas dari penyakit yang dikaitkan dengan amalan cara hidup dan tingkah laku berisiko

SEXUALLY TRANSMITTED INFECTIONS (STI)

Penyakit yang boleh menjangkit kesihatan sistem pembiakan daripada seseorang yang mempunyai jangkitan

KADAR KELAHIRAN (ASFR)

Kadar adalah bagi setiap 1,000 perempuan berumur 15-30 tahun

KADAR KEMATIAN (CDR)

Kadar adalah per 1,000 penduduk berumur 15-30 tahun

DOMAIN SOSIALISASI POLITIK, KENEGARAAN DAN DEMOKRASI

SOSIALISASI POLITIK, KENEGARAAN & DEMOKRASI

Keterlibatan dalam aktiviti politik meliputi kewujudan polisi berkaitan belia, kewujudan pendidikan pengundi, suara belia secara formal, perbincangan, penyertaan dan mengikuti perkembangan berkaitan isu politik, kenegaraan dan demokrasi

KEWUJUDAN POLISI BERKAITAN PEMBANGUNAN BELIA

Rancangan tindakan yang telah dipersetujui secara rasmi sebagai asas untuk membuat atau melaksanakan sesuatu keputusan berkaitan ketersediaan belia dalam memju belia ke tahap yang lebih tinggi

KEWUJUDAN PENDIDIKAN PENGUNDI (VOTER EDUCATION)

Program memupuk kesedaran masyarakat pelbagai lapisan dan mempromosikan tentang ketelusan dan kecekapan pengurusan pilihan raya dan merancang, membangun serta melaksanakan program kesedaran terhadap demokrasi dan pilihan raya

KEBEBASAN BERSUARA BELIA

Kebebasan untuk bersuara secara formal melalui saluran yang dipercayai

PERBINCANGAN POLITIK, KENEGARAAN DAN DEMOKRASI

Perbincangan mengenai isu politik, kenegaraan dan demokrasi bersama rakan, keluarga, rakan siber, guru dan lain-lain

DOMAIN SOSIALISASI POLITIK, KENEGARAAN DAN DEMOKRASI (SAMBUNGAN)

SOSIALISASI POLITIK, KENEGARAAN & DEMOKRASI

Keterlibatan dalam aktiviti politik meliputi kewujudan polisi berkaitan belia, kewujudan pendidikan pengundi, suara belia secara formal, perbincangan, penyertaan dan mengikuti perkembangan berkaitan isu politik, kenegaraan dan demokrasi

MENGIKUTI PERKEMBANGAN
AKTIVITI POLITIK,
KENEGARAAN DAN DEMOKRASI

Sentiasa mendapat maklumat terkini mengenai politik, kenegaraan dan demokrasi

PENYERTAAN DALAM AKTIVITI
POLITIK, KENEGARAAN DAN
DEMOKRASI

Menceburi aktiviti yang berkaitan politik termasuk mengundi, menghadiri ceramah politik dan aktif dalam parti politik

PATRIOTISME

Perasaan cinta yang kuat terhadap tanah air

SEMANGAT PERPADUAN

Penyatuan dan perpaduan sosial yang dipamerkan sesebuah masyarakat

DOMAIN NILAI DAN IDENTITI

NILAI & IDENTITI

Prinsip/garis panduan menjalani kehidupan, ciri-ciri psikologi, semangat, siri kepercayaan, pegangan, nilai diri, kekuatan dan kemampuan dalam diri seseorang yang boleh dibangunkan secara optimum ke arah mencapai sahsiah unggul dan jati diri yang mantap

BERDAYA

Kemampuan seseorang untuk terus komites dalam melaksanakan sesuatu walaupun menempuh pelbagai cabaran dan halangan

SENSITIVITI/KEPRIHATINAN

Keprihatinan terhadap nilai dan budaya masyarakat serta penjagaan alam sekitar

HUBUNGAN SOSIAL

Ikatan antara individu dengan individu lain

KONSEP KENDIRI

Penghargaan sendiri merupakan darjah penghargaan dan pengiktirafan individu terhadap dirinya sendiri/ harga diri. Efeksi diri melibatkan kepercayaan individu terhadap kebolehan dan keupayaan untuk menyempurnakan sesuatu tugasan dengan baik

GAYA HIDUP

Kepercayaan dan manifestasi kepercayaan kepada tuhan yang berupaya bertindak sebagai petunjuk, pembentukan moral dan melhirkan nilai positif

DOMAIN NILAI DAN IDENTITI (SAMBUNGAN)

NILAI & IDENTITI

Prinsip/garis panduan menjalani kehidupan, ciri-ciri psikologi, semangat, siri kepercayaan, pegangan, nilai diri, kekuatan dan kemampuan dalam diri seseorang yang boleh dibangunkan secara optimum ke arah mencapai sahsiah unggul dan jati diri yang mantap

KEPIMPINAN

Keupayaan untuk memimpin, bijak membuat keputusan dan mengendalikan sesuatu yang sukar

KAWALAN DIRI

Kawalan diri merangkumi nilai keikhlasan, keterbukaan, ketulusan, amanah, benar, beretika, tidak mudah dipengaruhi, boleh dipercayai, menepati janji serta potensi belia tidak terlibat dalam aktiviti salah laku sosial

DOMAIN MEDIA DAN *DIGITAL CITIZENSHIP*

MEDIA & DIGITAL CITIZENSHIP

Segala bentuk medium dan saluran bagi menyampaikan informasi dan kemampuan mengelola dan memantau perilaku dalam menggunakan teknologi merangkumi etika, norma dan budaya

AKSES KEPADA MEDIA

Kekerapan penggunaan media

KESELAMATAN KETIKA
MENGUNAKAN INTERNET

Rasa selamat ketika menggunakan teknologi digital termasuk transaksi kewangan

LITERASI DIGITAL


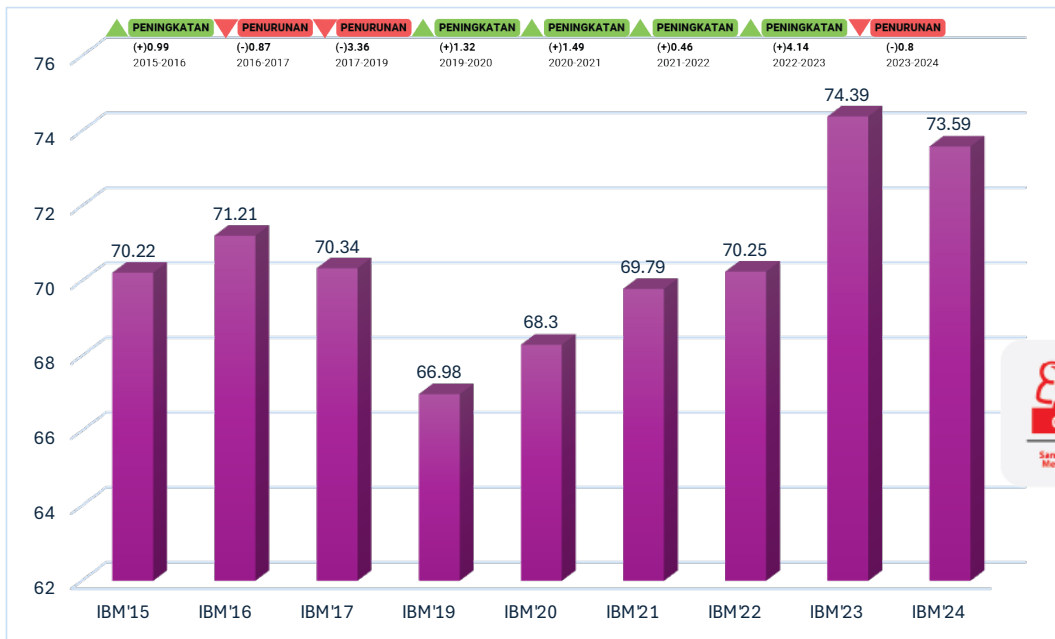
Kecekapan menggunakan media digital dengan beretika dan bertanggungjawab untuk memperoleh informasi dan berkomunikasi

The background is a dark purple color with a network of glowing circuit lines in shades of pink, orange, and yellow. On the left side, there are several icons: a grid of dots, a single circular icon with a vertical line, and a 2x2 grid of circular icons with diagonal lines. On the right side, there are more circuit lines and a single circular icon with a vertical line.

Trend pencapaian IBM 2024



TREND PENCAPAIAN TAHAP KUALITI KESEJAHTERAAN HIDUP BELIA MALAYSIA 2015-2024



Sumber:
 Institut Penyelidikan Pembangunan Belia Malaysia (2024). Indeks Belia Malaysia. Putrajaya: IYRES.
 Institut Penyelidikan Pembangunan Belia Malaysia. (2023). Indeks Belia Malaysia. Putrajaya: IYRES.
 Institut Penyelidikan Pembangunan Belia Malaysia. (2022). Indeks Belia Malaysia. Putrajaya: IYRES.
 Institut Penyelidikan Pembangunan Belia Malaysia. (2021). Indeks Belia Malaysia. Putrajaya: IYRES.
 Institut Penyelidikan Pembangunan Belia Malaysia. (2020). Indeks Belia Malaysia. Putrajaya: IYRES.
 Institut Penyelidikan Pembangunan Belia Malaysia. (2019). Kajian Penilaian Outcome Indeks Belia Malaysia. Putrajaya: IYRES.
 Institut Penyelidikan Pembangunan Belia Malaysia. (2017). Kajian Penilaian Outcome Indeks Belia Malaysia. Putrajaya: IYRES.
 Institut Penyelidikan Pembangunan Belia Malaysia. (2016). Kajian Penilaian Outcome Indeks Belia Malaysia. Putrajaya: IYRES.
 Institut Penyelidikan Pembangunan Belia Malaysia. (2015). Indeks Belia Malaysia. Putrajaya: IYRES.

SKOR KESELURUHAN IBM'21, IBM'22 IBM'23 DAN IBM'24

DOMAIN	SKOR DOMAIN				INDIKATOR	SKOR INDIKATOR			
	IBM'21	IBM'22	IBM'23	IBM'24		IBM'21	IBM'22	IBM'23	IBM'24
PENDIDIKAN	82.50	83.64	84.00	86.74	1. Pencapaian Pendidikan 2. Literasi Pendidikan 3. Enrolmen Pendidikan Menengah 4. Kadar Tamat Pendidikan Menengah 5. Enrolmen Tertiar	97.20 95.00 89.41 92.30 48.89	96.78 94.97 92.11 84.59 49.75	90.52 94.98 85.80 97.80 50.91	97.10 94.98 91.75 97.98 52.07
EKONOMI	59.07	58.55	71.99	70.70	1. Jaminan Kewangan 2. Literasi Kewangan 3. Bebas Hutang 4. Kebolehpkerjaan 5. Kadar Pengangguran Belia	50.45 62.90 45.08 42.10 9.20	41.67 62.72 47.74 44.02 7.40	57.80 77.21 59.32 64.94 3.34	59.41 77.27 57.83 61.10 6.10
KESEJAHTERAAN MENTAL & FIZIKAL	68.91	72.23	66.59	71.59	1. Kesihatan Mental 2. Keselamatan Diri dan Persekitaran 3. Sanitasi 4. BMI (Kadar Berat Badan Dan Ketinggian) 5. Waktu Lapang 6. Merokok/Vape 7. Amalan Pemakanan Seimbang 8. Penyalahgunaan Alkohol 9. Penyalahgunaan Dadah 10. Kadar HIV 11. Kadar Sexually Transmitted Infection (STI) 12. Kadar kelahiran (ASFR) 13. Kadar Kematian (CDR)	88.03 64.20 33.70 59.00 48.49 16.39 46.11 0.01 0.10 0.02 0.04 53.60 0.58	88.58 69.47 67.85 42.05 42.43 26.47 44.69 0.01 0.08 0.02 0.04 58.20 0.60	88.69 98.07 68.40 42.91 42.27 31.86 47.92 7.40 0.18 0.02 0.04 33.50 0.15	88.35 35.28 66.18 42.46 46.53 14.62 48.04 12.65 0.18 0.02 0.04 33.50 0.15
SOSIALISASI POLITIK, KENEGARAAN & DEMOKRASI	60.31	58.64	58.63	62.78	1. Kewujudan Polisi Berkaitan Pembangunan Belia 2. Kewujudan Pendidikan Mengundi 3. Kebebasan Bersuara Belia 4. Perbincangan Politik, Kenegaraan dan Demokrasi 5. Mengikuti Perkembangan Aktiviti Politik, Kenegaraan dan Demokrasi 6. Penyertaan Dalam Aktiviti Politik, Kenegaraan dan Demokrasi 7. Patriotisme 8. Semangat Perpaduan	70.87 69.12 71.19 47.63 42.86 35.52 65.40 79.89	68.12 67.21 58.09 47.34 42.87 34.66 63.37 77.44	67.72 67.68 70.89 43.98 35.85 45.67 62.54 74.57	67.72 68.62 71.28 42.08 67.02 43.24 63.89 78.35
NILAI&IDENTITI	75.00	74.22	90.90	75.71	1. Berdaya 2. Sensitiviti/ Keprihatinan 3. Hubungan Sosial 4. Konsep Kendiri 5. Gaya Hidup 6. Kepimpinan 7. Kawalan Diri	67.52 68.50 74.01 74.30 78.67 74.50 87.28	75.34 67.72 73.90 73.37 77.90 72.67 85.62	87.18 85.20 90.47 92.02 93.94 92.47 95.00	70.29 66.77 74.46 75.04 79.59 75.90 87.94
MEDIA & DIGITAL CITIZENSHIP	74.23	73.21	77.77	71.24	1. Pencapaian Pendidikan 2. Literasi Pendidikan 3. Enrolmen Pendidikan Menengah	88.33 81.70 72.65	64.63 84.57 70.43	69.78 78.89 86.63	64.26 79.92 69.54
SKOR KESELURUHAN						69.79	70.25	74.39	73.59

Nota:



- Pencapaian skor keseluruhan IBM'24 (73.59) menurun 0.80 berbanding IBM'23 (74.39);
- Pengiraan skor menggunakan data primer dan sekunder; dan
- Pengiraan skor berasaskan kepada pemberat mengikut keutamaan domain

SKOR IBM'21, IBM'22 IBM'23 DAN IBM'24 MENGIKUT DOMAIN DAN INDIKATOR

DOMAIN PENDIDIKAN

DOMAIN	SKOR DOMAIN				INDIKATOR	SKOR INDIKATOR			
	IBM'21	IBM'22	IBM'23	IBM'24		IBM'21	IBM'22	IBM'23	IBM'24
PENDIDIKAN	82.50	83.64	84.00	86.74	1. Pencapaian Pendidikan	97.20	96.78	90.52	97.10
					PRIMER				
					2. Literasi Pendidikan	95.00	94.97	94.98	94.98
					SEKUNDER				
					3. Enrolmen Pendidikan Menengah	89.41	92.11	85.80	91.75
					SEKUNDER				
					4. Kadar Tamat Pendidikan Menengah	82.30	84.59	97.80	97.98
					SEKUNDER				
					5. Enrolmen Tertiar	48.59	49.75	50.91	52.07
					SEKUNDER				



0-39

Sangat Tidak Memuaskan



40-49

Tidak Memuaskan



50-59

Kurang Memuaskan



60-74

Sederhana



75-79

Memuaskan



80-100

Sangat Memuaskan

SKOR IBM'21, IBM'22 IBM'23 DAN IBM'24 MENGIKUT DOMAIN DAN INDIKATOR

DOMAIN PENDIDIKAN (SKOR KESELURUHAN INDIKATOR)



PENDIDIKAN

IBM'21

82.50
(Sangat Memuaskan)

IBM'22


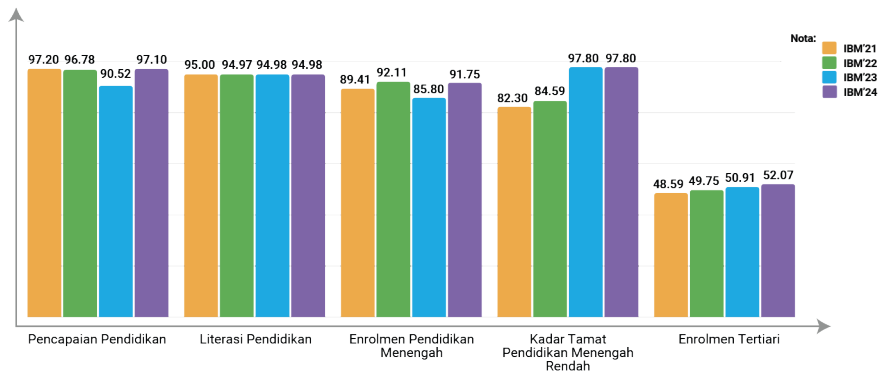
83.64
(Sangat Memuaskan)

IBM'23

84.00
(Sangat Memuaskan)

IBM'24

86.74
(Sangat Memuaskan)


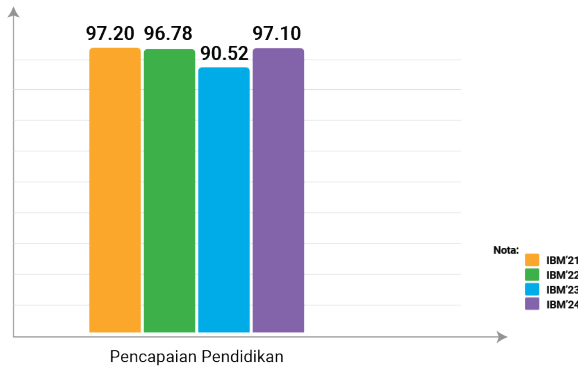
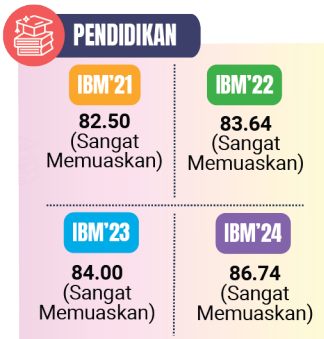


Sumber:

Institut Penyelidikan Pembangunan Belia Malaysia. (2024). Indeks Belia Malaysia 2024 (IBM'24). Putrajaya: MYRES Institut Penyelidikan Pembangunan Belia Malaysia. (2023). Indeks Belia Malaysia 2023 (IBM'23). Putrajaya: MYRES Institut Penyelidikan Pembangunan Belia Malaysia. (2022). Indeks Belia Malaysia 2022 (IBM'22). Putrajaya: MYRES Institut Penyelidikan Pembangunan Belia Malaysia. (2021). Indeks Belia Malaysia 2021 (IBM'21). Putrajaya: MYRES Institut Penyelidikan Pembangunan Belia Malaysia.

SKOR IBM'21, IBM'22 IBM'23 DAN IBM'24 MENGIKUT DOMAIN DAN INDIKATOR

DOMAIN PENDIDIKAN (SKOR INDIKATOR PRIMER)



Sumber:
Institut Penyelidikan Pembangunan Belia Malaysia. (2024). Indeks Belia Malaysia 2024 (IBM'24). Putrajaya: IPRES
Institut Penyelidikan Pembangunan Belia Malaysia. (2023). Indeks Belia Malaysia 2023 (IBM'23). Putrajaya: IPRES
Institut Penyelidikan Pembangunan Belia Malaysia. (2022). Indeks Belia Malaysia 2022 (IBM'22). Putrajaya: IPRES
Institut Penyelidikan Pembangunan Belia Malaysia. (2021). Indeks Belia Malaysia 2021 (IBM'21). Putrajaya: IPRES

SKOR IBM'21, IBM'22 IBM'23 DAN IBM'24 MENGIKUT DOMAIN DAN INDIKATOR

DOMAIN PENDIDIKAN (SKOR INDIKATOR SEKUNDER)



PENDIDIKAN

IBM'21

82.50
(Sangat Memuaskan)

IBM'22

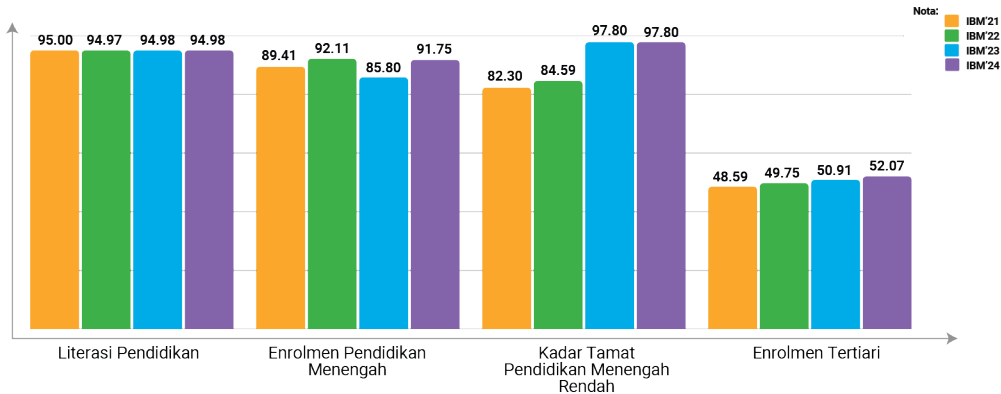
83.64
(Sangat Memuaskan)

IBM'23


84.00
(Sangat Memuaskan)

IBM'24

86.74
(Sangat Memuaskan)



Nota:
■ IBM'21
■ IBM'22
■ IBM'23
■ IBM'24



Sumber:

Institut Penyelidikan Pembangunan Belia Malaysia. (2024). Indeks Belia Malaysia 2024 (IBM'24). Putrajaya: MYRES Institut Penyelidikan Pembangunan Belia Malaysia. (2023). Indeks Belia Malaysia 2023 (IBM'23). Putrajaya: MYRES Institut Penyelidikan Pembangunan Belia Malaysia. (2022). Indeks Belia Malaysia 2022 (IBM'22). Putrajaya: MYRES Institut Penyelidikan Pembangunan Belia Malaysia. (2021). Indeks Belia Malaysia 2021 (IBM'21). Putrajaya: MYRES Institut Penyelidikan Pembangunan Belia Malaysia.

SKOR IBM'21, IBM'22 IBM'23 DAN IBM'24 MENGIKUT DOMAIN DAN INDIKATOR

DOMAIN EKONOMI

DOMAIN	SKOR DOMAIN				INDIKATOR	SKOR INDIKATOR			
	IBM'21	IBM'22	IBM'23	IBM'24		IBM'21	IBM'22	IBM'23	IBM'24
EKONOMI	59.07	58.55	71.99	70.70	1. Jaminan Keuangan	50.45	41.67	57.80	59.41
					PRIMER				
					2. Literasi Keuangan	62.90	62.72	77.21	77.27
					PRIMER				
					3. Bebas Hutang	45.08	47.74	59.32	57.83
					PRIMER				
					4. Kebolehpekerjaan	42.10	44.02	64.94	61.10
					PRIMER				
					5. Kadar Pengangguran Belia	9.20	7.40	3.34	6.10
					SEKUNDER				



0-39

Sangat Tidak Memuaskan



40-49

Tidak Memuaskan



50-59

Kurang Memuaskan



60-74

Sederhana



75-79

Memuaskan




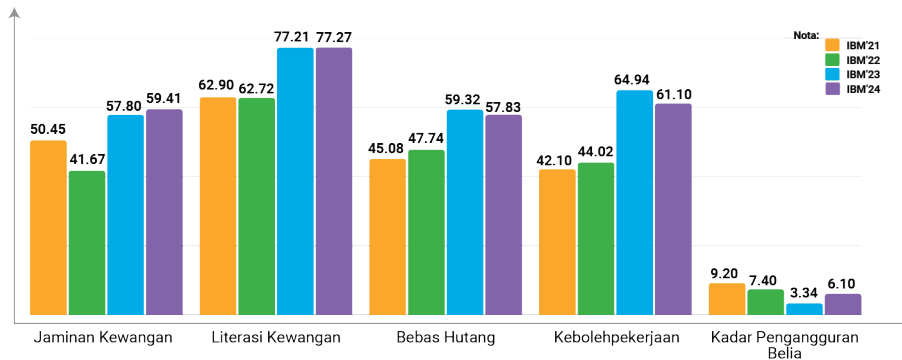
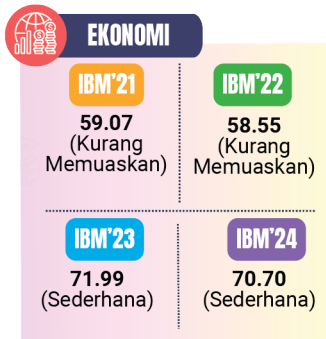
80-100

Sangat Memuaskan

Nota: Berdasarkan definisi Pertubuhan Buruh Antarabangsa atau International Labour Organisation (ILO), kadar pengangguran yang kurang daripada 4% dikira sebagai guna tenaga penuh (full employment). Kadar pengangguran di bawah 4 peratus berdasarkan definisi yang ditetapkan oleh Organisation for Economic Co-operation and Development (OECD)

SKOR IBM'21, IBM'22 IBM'23 DAN IBM'24 MENGIKUT DOMAIN DAN INDIKATOR

DOMAIN EKONOMI (SKOR KESELURUHAN INDIKATOR)



Sumber:
 Institut Penyelidikan Pembangunan Belia Malaysia. (2024). Indeks Belia Malaysia 2024 (IBM'24). Putrajaya: MYRES
 Institut Penyelidikan Pembangunan Belia Malaysia. (2023). Indeks Belia Malaysia 2023 (IBM'23). Putrajaya: MYRES
 Institut Penyelidikan Pembangunan Belia Malaysia. (2022). Indeks Belia Malaysia 2022 (IBM'22). Putrajaya: MYRES
 Institut Penyelidikan Pembangunan Belia Malaysia. (2021). Indeks Belia Malaysia 2021 (IBM'21). Putrajaya: MYRES

SKOR IBM'21, IBM'22 IBM'23 DAN IBM'24 MENGIKUT DOMAIN DAN INDIKATOR

DOMAIN EKONOMI (SKOK INDIKATOR PRIMER)



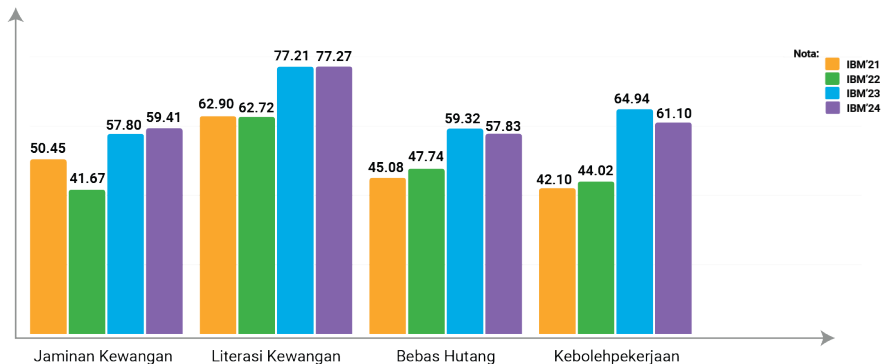
EKONOMI

IBM'21
59.07
(Kurang Memuaskan)


IBM'22
58.55
(Kurang Memuaskan)

IBM'23
71.99
(Sederhana)

IBM'24
70.70
(Sederhana)



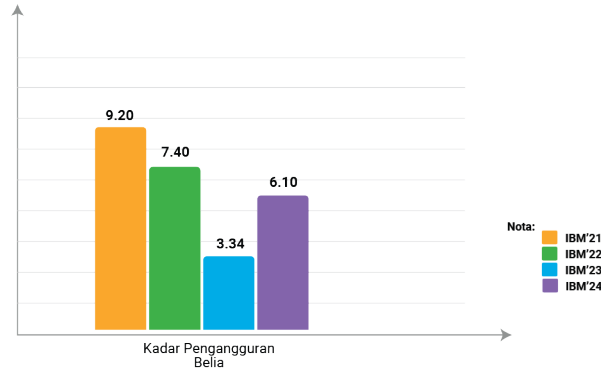

Nota:
■ IBM'21
■ IBM'22
■ IBM'23
■ IBM'24



Sumber:
 Institut Penyelidikan Pembangunan Belia Malaysia. (2024). Indeks Belia Malaysia 2024 (IBM'24). Putrajaya: IPRES
 Institut Penyelidikan Pembangunan Belia Malaysia. (2023). Indeks Belia Malaysia 2023 (IBM'23). Putrajaya: IPRES
 Institut Penyelidikan Pembangunan Belia Malaysia. (2022). Indeks Belia Malaysia 2022 (IBM'22). Putrajaya: IPRES
 Institut Penyelidikan Pembangunan Belia Malaysia. (2021). Indeks Belia Malaysia 2021 (IBM'21). Putrajaya: IPRES


PENCAPAIAN DOMAIN EKONOMI DAN INDIKATOR BAGI IBM'21, IBM'22, IBM'23 & IBM'24 (DATA SEKUNDER)

DOMAIN EKONOMI (SKOK INDIKATOR SEKUNDER)



Nota:
■ IBM'21
■ IBM'22
■ IBM'23
■ IBM'24

Sumber:
 Institut Penyelidikan Pembangunan Belia Malaysia. (2024). Indeks Belia Malaysia 2024 (IBM'24). Putrajaya: IYRES
 Institut Penyelidikan Pembangunan Belia Malaysia. (2023). Indeks Belia Malaysia 2023 (IBM'23). Putrajaya: IYRES
 Institut Penyelidikan Pembangunan Belia Malaysia. (2022). Indeks Belia Malaysia 2022 (IBM'22). Putrajaya: IYRES
 Institut Penyelidikan Pembangunan Belia Malaysia. (2021). Indeks Belia Malaysia 2021 (IBM'21). Putrajaya: IYRES



SKOR IBM'21, IBM'22 IBM'23 DAN IBM'24 MENGIKUT DOMAIN DAN INDIKATOR

DOMAIN KESEJAHTERAAN MENTAL & FIZIKAL

DOMAIN	SKOR DOMAIN				INDIKATOR	SKOR INDIKATOR				
	IBM'21	IBM'22	IBM'23	IBM'24		IBM'21	IBM'22	IBM'23	IBM'24	
KESEJAHTERAAN MENTAL & FIZIKAL	68.91	72.23	66.59	71.59	1. Kesihatan Mental	PRIMER	85.03	88.56	68.69	86.35
					2. Keselamatan Diri dan Persekitaran	PRIMER	54.20	69.47	36.97	35.28
					3. Sanitasi	PRIMER	33.70	67.85	69.40	66.18
					4. BMI (Kadar Berat Badan Dan Ketinggian)	PRIMER	59.00	42.05	42.91	42.46
					5. Waktu Lapang	PRIMER	48.49	42.43	42.27	46.53
					6. Merokok/Vape	PRIMER	16.39	26.47	31.86	14.62
					7. Amalan Pemakanan Seimbang	PRIMER	46.11	44.69	47.92	48.04
					8. Penyalahgunaan Alkohol	SEKUNDER	0.01	0.01	7.40	12.65
					9. Penyalahgunaan Dadah	SEKUNDER	0.10	0.08	0.18	0.18
					10. Kadar HIV	SEKUNDER	0.02	0.02	0.02	0.02
					11. Kadar <i>Sexually Transmitted Infection</i> (STI)	SEKUNDER	0.04	0.04	0.04	0.04
					12. Kadar kelahiran (ASFR)	SEKUNDER	53.60	58.20	33.50	33.50
					13. Kadar Kematian (CDR)	SEKUNDER	0.58	0.60	0.15	0.15



0-39

Sangat Tidak Memuaskan



40-49

Tidak Memuaskan



50-59

Kurang Memuaskan



60-74

Sederhana



75-79

Memuaskan



80-100

Sangat Memuaskan

PENCAPAIAN DOMAIN KESEJAHTERAAN MENTAL & FIZIKAL DAN INDIKATOR BAGI IBM'21, IBM'22, IBM'23 & IBM'24 (KESELURUHAN DATA PRIMER & SEKUNDER)

DOMAIN KESEJAHTERAAN MENTAL & FIZIKAL (SKOR KESELURUHAN INDIKATOR)



KESEJAHTERAAN MENTAL & FIZIKAL

IBM'21

68.91
(Sederhana)

IBM'22

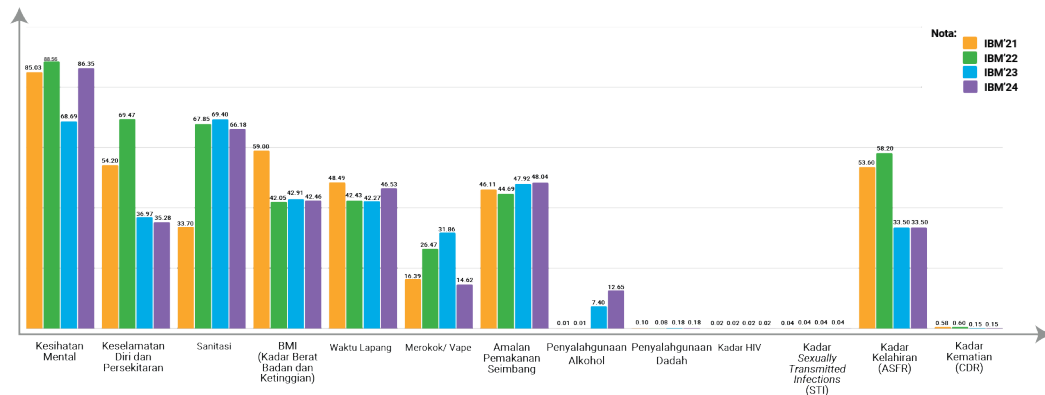
72.23
(Sederhana)

IBM'23

66.59
(Sederhana)

IBM'24

71.59
(Sederhana)



Sumber:

Institut Penyelidikan Pembangunan Belia Malaysia. (2043). Indeks Belia Malaysia 2024 (IBM'24). Putrajaya: IVRES
 Institut Penyelidikan Pembangunan Belia Malaysia. (2023). Indeks Belia Malaysia 2023 (IBM'23). Putrajaya: IVRES
 Institut Penyelidikan Pembangunan Belia Malaysia. (2022). Indeks Belia Malaysia 2022 (IBM'22). Putrajaya: IVRES
 Institut Penyelidikan Pembangunan Belia Malaysia. (2021). Indeks Belia Malaysia 2021 (IBM'21). Putrajaya: IVRES


*Nota: Tiada Penyalahgunaan Alkohol adalah 87.35 (Sangat Memuaskan)

**Nota: Tiada Penyalahgunaan Dadah adalah 99.82 (Sangat Memuaskan)

***Nota: Kadar Tiada HIV adalah 99.98 (Sangat Memuaskan)

****Nota: Kadar STI adalah 99.96 (Sangat Memuaskan)

*****Nota: Kadar Kematian Kasar merujuk kepada bilangan kematian bagi setiap 1,000 penduduk dengan nilai 5.4 bagi penduduk Malaysia secara keseluruhan.



PENCAPAIAN DOMAIN KESEJAHTERAAN MENTAL & FIZIKAL DAN INDIKATOR BAGI IBM'21, IBM'22, IBM'23 & IBM'24 (DATA PRIMER)

DOMAIN KESEJAHTERAAN MENTAL & FIZIKAL (SKOR INDIKATOR PRIMER)



KESEJAHTERAAN MENTAL & FIZIKAL

IBM'21

68.91
(Sederhana)

IBM'22

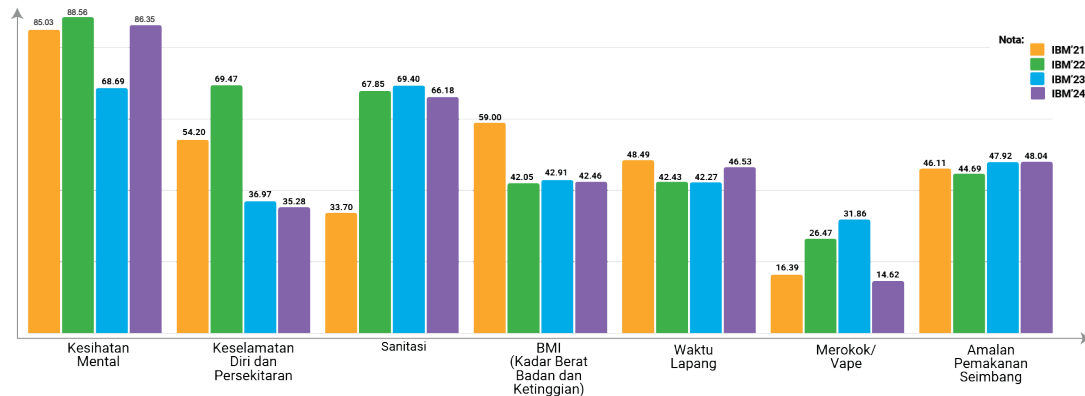
72.23
(Sederhana)

IBM'23

66.59
(Sederhana)

IBM'24

71.59
(Sederhana)



Nota:
■ IBM'21
■ IBM'22
■ IBM'23
■ IBM'24

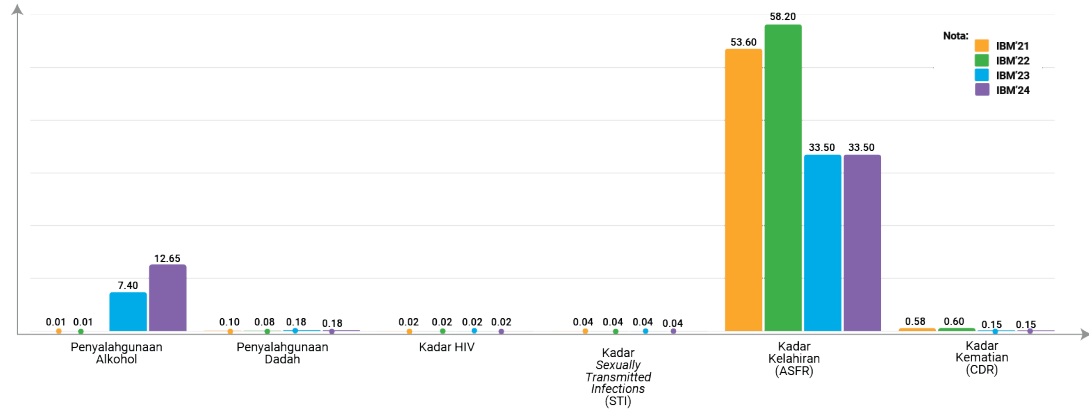

Sumber:

Institut Penyelidikan Pembangunan Belia Malaysia. (2024). Indeks Belia Malaysia 2024 (IBM'24). Putrajaya: IYRES
 Institut Penyelidikan Pembangunan Belia Malaysia. (2023). Indeks Belia Malaysia 2023 (IBM'23). Putrajaya: IYRES
 Institut Penyelidikan Pembangunan Belia Malaysia. (2022). Indeks Belia Malaysia 2022 (IBM'22). Putrajaya: IYRES
 Institut Penyelidikan Pembangunan Belia Malaysia. (2021). Indeks Belia Malaysia 2021 (IBM'21). Putrajaya: IYRES




PENCAPAIAN DOMAIN KESEJAHTERAAN MENTAL & FIZIKAL DAN INDIKATOR BAGI IBM'21, IBM'22, IBM'23 & IBM'24 (DATA SEKUNDER)

DOMAIN KESEJAHTERAAN MENTAL & FIZIKAL (SKOR INDIKATOR SEKUNDER)



Sumber:
 Institut Penyelidikan Pembangunan Belia Malaysia. (2024). Indeks Belia Malaysia 2024 (IBM'24). Putrajaya: IYRES
 Institut Penyelidikan Pembangunan Belia Malaysia. (2023). Indeks Belia Malaysia 2023 (IBM'23). Putrajaya: IYRES
 Institut Penyelidikan Pembangunan Belia Malaysia. (2022). Indeks Belia Malaysia 2022 (IBM'22). Putrajaya: IYRES
 Institut Penyelidikan Pembangunan Belia Malaysia. (2021). Indeks Belia Malaysia 2021 (IBM'21). Putrajaya: IYRES



SKOR IBM'21, IBM'22 IBM'23 DAN IBM'24 MENGIKUT DOMAIN DAN INDIKATOR

DOMAIN SOSIALISASI POLITIK, KENEGARAAN & DEMOKRASI

DOMAIN	SKOR DOMAIN				INDIKATOR	SKOR INDIKATOR				
	IBM'21	IBM'22	IBM'23	IBM'24		IBM'21	IBM'22	IBM'23	IBM'24	
SOSIALISASI POLITIK, KENEGARAAN & DEMOKRASI	60.31	58.64	58.63	62.78	1. Kewujudan Polisi Berkaitan Pembangunan Belia	PRIMER	70.87	68.12	67.72	67.72
					2. Kewujudan Pendidikan Mengundi	PRIMER	69.12	67.21	67.88	68.62
					3. Kebebasan Bersuara Belia	PRIMER	71.19	68.09	70.86	71.28
					4. Perbincangan Politik, Kenegaraan dan Demokrasi	PRIMER	47.63	47.34	43.98	42.08
					5. Mengikuti Perkembangan Aktiviti Politik, Kenegaraan dan Demokrasi	PRIMER	42.86	42.87	35.85	67.02
					6. Penyertaan Dalam Aktiviti Politik, Kenegaraan dan Demokrasi	PRIMER	35.52	34.66	45.67	43.24
					7. Patriotisme	PRIMER	65.40	63.37	62.54	63.89
					8. Semangat Perpaduan	PRIMER	79.89	77.44	74.57	78.35



0-39

Sangat Tidak Memuaskan



40-49

Tidak Memuaskan



50-59

Kurang Memuaskan



60-74

Sederhana



75-79

Memuaskan



80-100

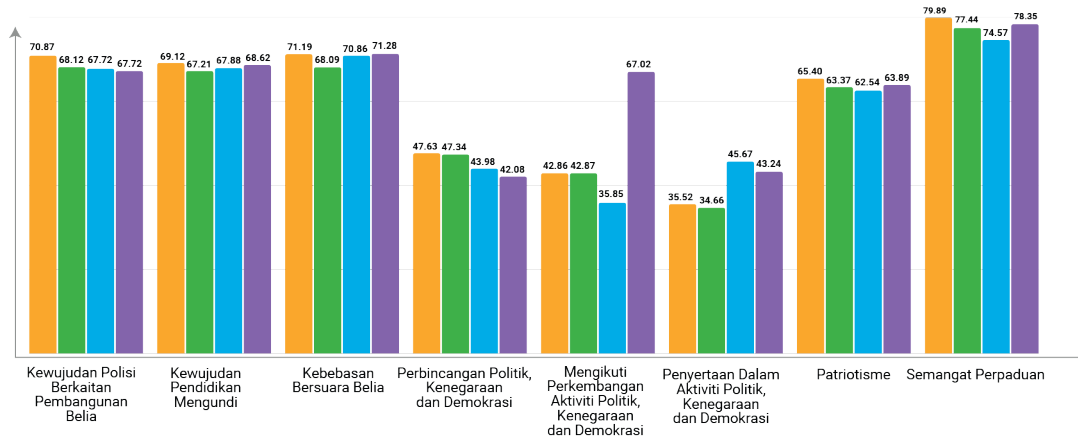
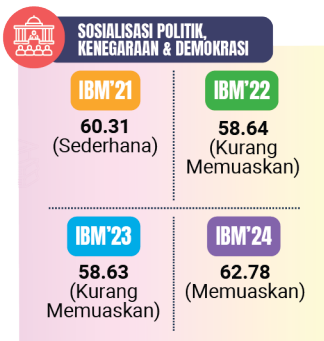
Sangat Memuaskan

PENCAPAIAN DOMAIN SOSIALISASI POLITIK, KENEGARAAN & DEMOKRASI DAN INDIKATOR BAGI IBM'21, IBM'22, IBM'23 & IBM'24 (KESELURUHAN DATA PRIMER)

DOMAIN SOSIALISASI POLITIK, KENEGARAAN & DEMOKRASI


(SKOR KESELURUHAN INDIKATOR - DATA PRIMER)

Nota:
■ IBM'21
■ IBM'22
■ IBM'23
■ IBM'24



Sumber:

Institut Penyelidikan Pembangunan Belia Malaysia. (2024). Indeks Belia Malaysia 2024 (IBM'24). Putrajaya: YRES
 Institut Penyelidikan Pembangunan Belia Malaysia. (2023). Indeks Belia Malaysia 2023 (IBM'23). Putrajaya: YRES
 Institut Penyelidikan Pembangunan Belia Malaysia. (2022). Indeks Belia Malaysia 2022 (IBM'22). Putrajaya: YRES
 Institut Penyelidikan Pembangunan Belia Malaysia. (2021). Indeks Belia Malaysia 2021 (IBM'21). Putrajaya: YRES



SKOR IBM'21, IBM'22 IBM'23 DAN IBM'24 MENGIKUT DOMAIN DAN INDIKATOR

DOMAIN NILAI & IDENTITI


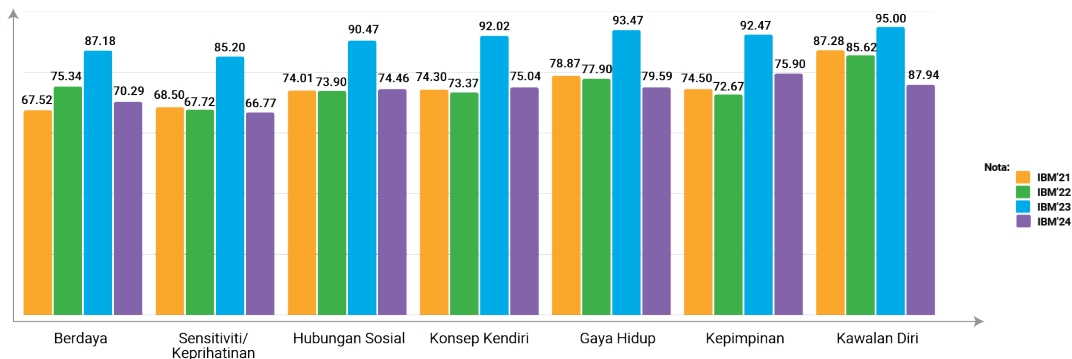



DOMAIN	SKOR DOMAIN				INDIKATOR	SKOR INDIKATOR				
	IBM'21	IBM'22	IBM'23	IBM'24		IBM'21	IBM'22	IBM'23	IBM'24	
NILAI & IDENTITI	75.00	75.22	90.90	75.71	1. Berdaya	PRIMER	67.52	75.34	87.18	70.29
					2. Sensitiviti/ Keprihatinan	PRIMER	68.50	67.72	85.20	66.77
					3. Hubungan Sosial	PRIMER	74.01	73.90	90.47	74.46
					4. Konsep Kendiri	PRIMER	74.30	73.37	92.02	75.04
					5. Gaya Hidup	PRIMER	78.87	77.90	93.94	79.59
					6. Kepimpinan	PRIMER	74.50	72.67	92.47	75.90
					7. Kawalan Diri	PRIMER	87.28	85.62	95.00	87.94



PENCAPAIAN DOMAIN NILAI & IDENTITI DAN INDIKATOR BAGI IBM'21, IBM'22, IBM'23 & IBM'24 (KESELURUHAN DATA PRIMER)

DOMAIN NILAI & IDENTITI (SKOR KESELURUHAN INDIKATOR-DATA PRIMER)



Sumber:
 Institut Penyelidikan Pembangunan Belia Malaysia. (2024). Indeks Belia Malaysia 2024 (IBM'24). Putrajaya: MYRES
 Institut Penyelidikan Pembangunan Belia Malaysia. (2023). Indeks Belia Malaysia 2023 (IBM'23). Putrajaya: MYRES
 Institut Penyelidikan Pembangunan Belia Malaysia. (2022). Indeks Belia Malaysia 2022 (IBM'22). Putrajaya: MYRES
 Institut Penyelidikan Pembangunan Belia Malaysia. (2021). Indeks Belia Malaysia 2021 (IBM'21). Putrajaya: MYRES

SKOR IBM'21, IBM'22 IBM'23 DAN IBM'24 MENGIKUT DOMAIN DAN INDIKATOR

DOMAIN MEDIA & DIGITAL CITIZENSHIP

DOMAIN	SKOR DOMAIN				INDIKATOR	SKOR INDIKATOR			
	IBM'21	IBM'22	IBM'23	IBM'24		IBM'21	IBM'22	IBM'23	IBM'24
MEDIA & DIGITAL CITIZENSHIP	74.23	73.21	77.77	71.24	1. Akses Kepada Media	68.33	64.63	69.78	64.26
					PRIMER				
					2. Keselamatan Ketika Menggunakan Internet	81.70	84.57	76.89	79.92
					PRIMER				
					3. Literasi Digital	72.65	70.43	86.63	69.54
					PRIMER				



PENCAPAIAN DOMAIN MEDIA & *DIGITAL CITIZENSHIP* DAN INDIKATOR BAGI IBM'21, IBM'22, IBM'23 & IBM'24 (KESELURUHAN DATA PRIMER)

DOMAIN MEDIA & *DIGITAL CITIZENSHIP*

(SKOR KESELURUHAN INDIKATOR-DATA PRIMER)



MEDIA & *DIGITAL CITIZENSHIP*

IBM'21

74.23
(Sederhana)

IBM'22

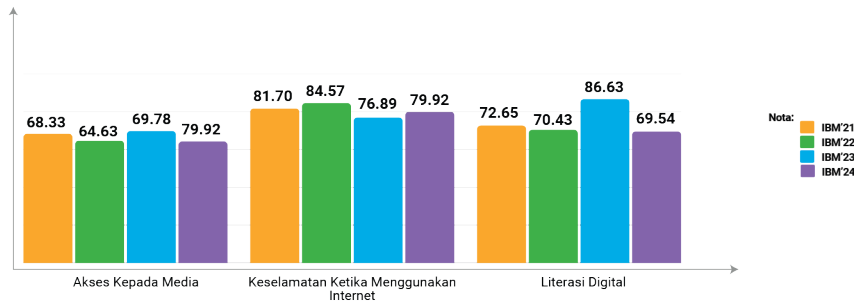
73.21
(Sederhana)

IBM'23

77.77
(Memuaskan)

IBM'24

71.24
(Memuaskan)



Nota:
■ IBM'21
■ IBM'22
■ IBM'23
■ IBM'24

Sumber:

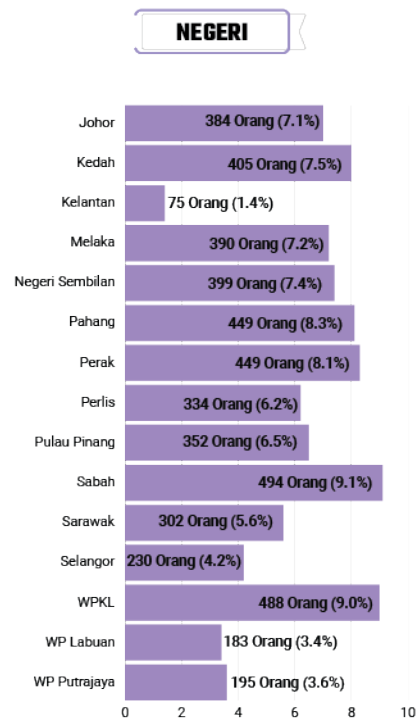
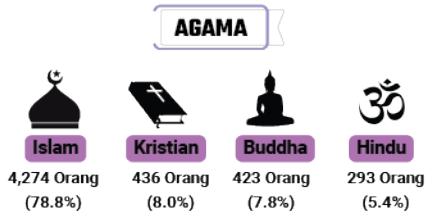
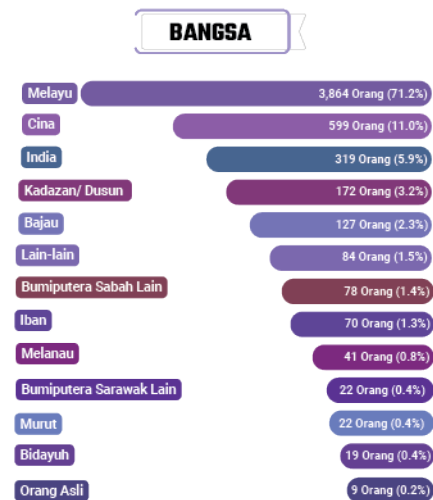
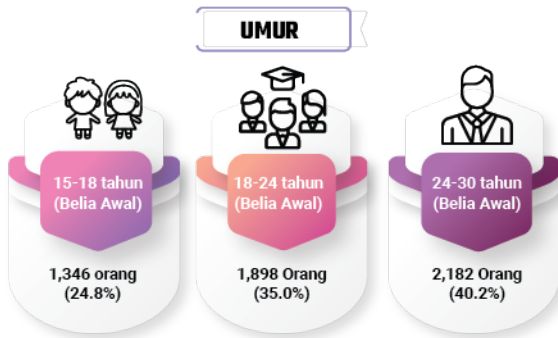
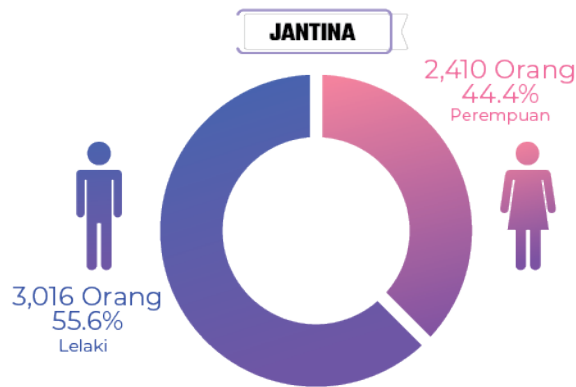
Institut Penyelidikan Pembangunan Belia Malaysia. (2024). Indeks Belia Malaysia 2024 (IBM'24). Putrajaya: IYRES Institut Penyelidikan Pembangunan Belia Malaysia. (2023). Indeks Belia Malaysia 2023 (IBM'23). Putrajaya: IYRES Institut Penyelidikan Pembangunan Belia Malaysia. (2022). Indeks Belia Malaysia 2022 (IBM'22). Putrajaya: IYRES Institut Penyelidikan Pembangunan Belia Malaysia. (2021). Indeks Belia Malaysia 2021 (IBM'21). Putrajaya: IYRES



The background is a dark purple color with a network of glowing circuit lines in shades of pink, orange, and purple. There are several circular icons with radiating lines, some of which are partially obscured by the circuit lines. The text is centered in a white, rounded font.

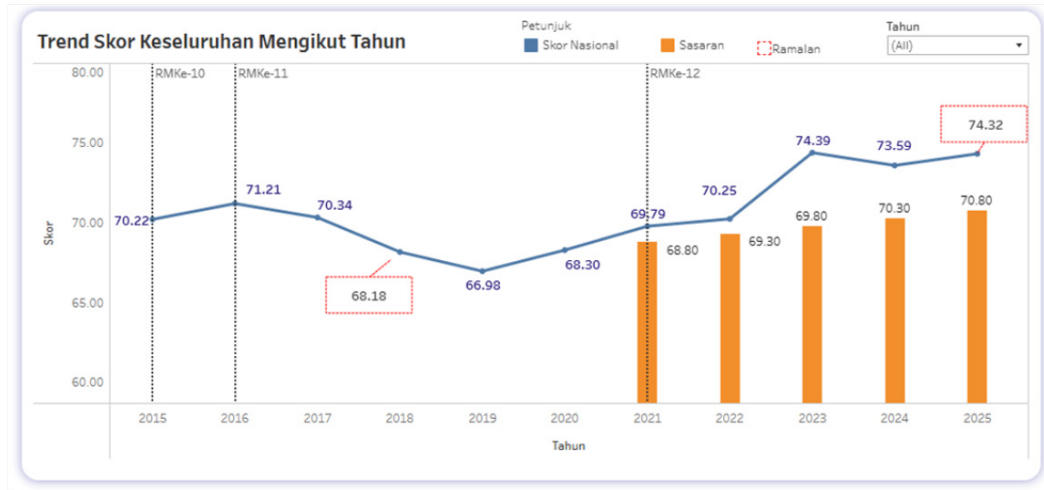
Profil Demografi Responden

LATAR BELAKANG DEMOGRAFI RESPONDEN (N=5,426)

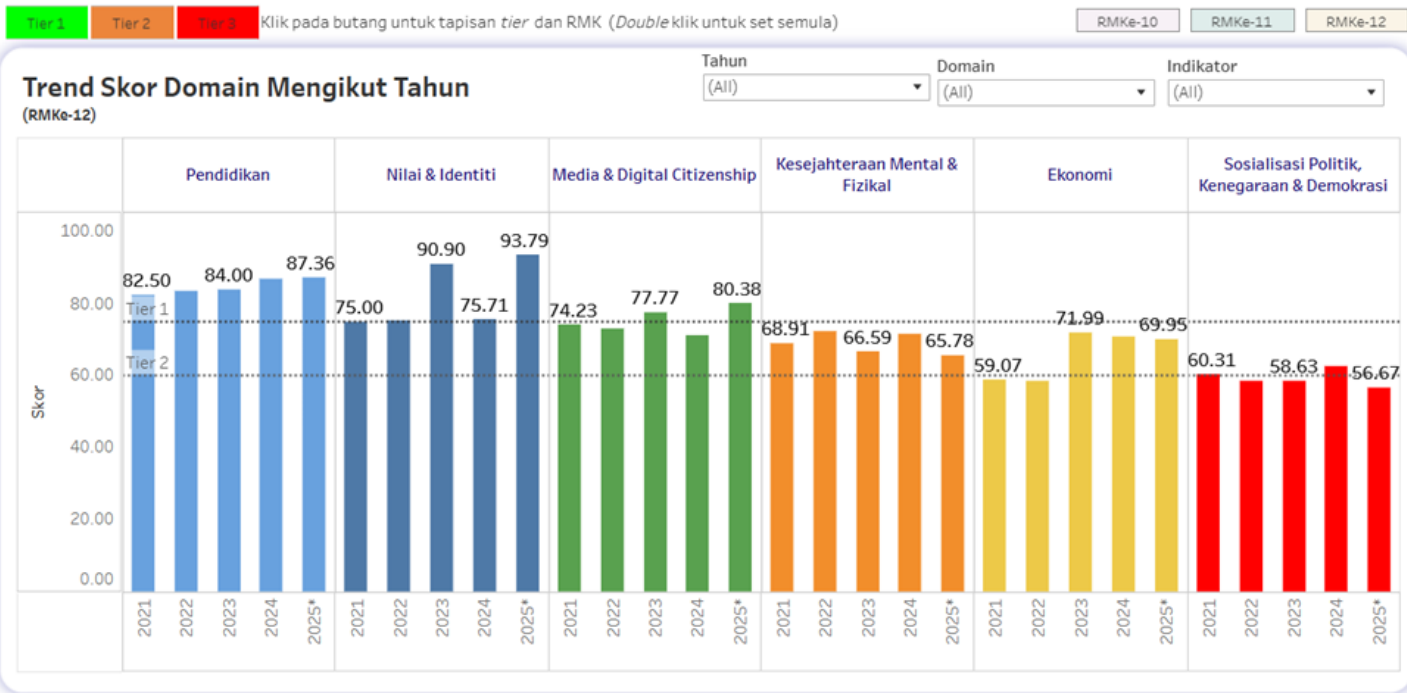


Model Analitik IBM

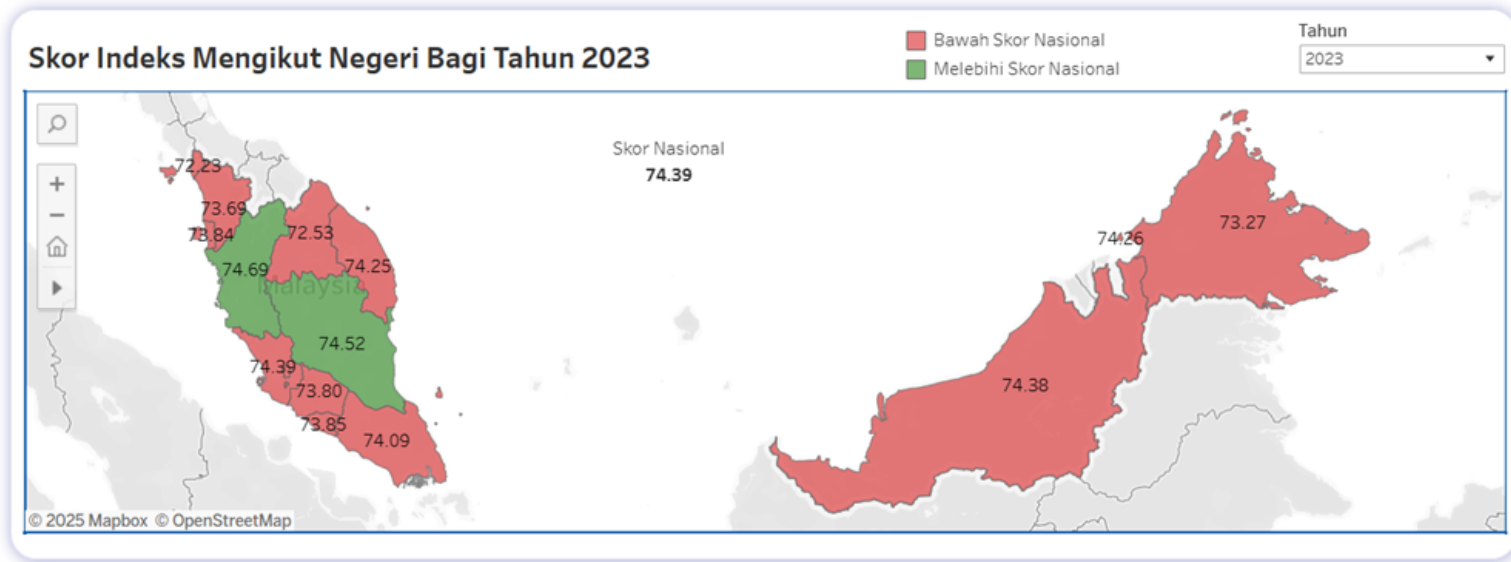




- Analisis ramalan ini dijalankan bagi menentukan jangkaan pencapaian skor IBM bagi tahun di mana pengumpulan data tidak dilaksanakan.
- Empat (4) model ramalan digunakan dalam analisis ini iaitu *Linear*, *Polynomial Order 2*, *Moving Average* dan *Power*, dengan tujuan memilih model yang paling relevan dan praktikal untuk digunakan sebagai asas sasaran prestasi (KPI).
- Melalui Dashboard Belia, terdapat tiga skop pelaporan iaitu pencapaian kualiti dan kesejahteraan hidup belia; pencapaian kualiti dan kesejahteraan hidup belia mengikut negeri dan keberkesanan program pembangunan belia

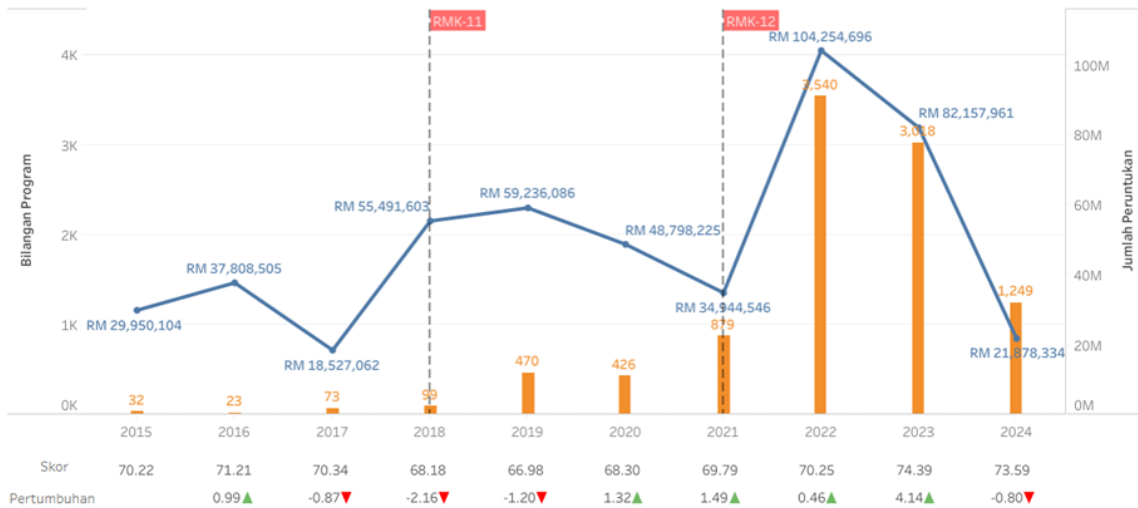


- Trend skor mengikut domain bagi tempoh Rancangan Malaysia Kedua Belas (2021-2025);
- Skor 2025 diperoleh melalui model analitik yang dihasilkan berdasarkan skor bagi tahun 2021-2024.



- Pencapaian skor kualiti dan kesejahteraan hidup belia Malaysia mengikut negeri berbanding skor di peringkat nasional

Peruntukan Pembangunan Belia Massa Mengikut Tahun



- Pencapaian skor kualiti dan kesejahteraan hidup belia Malaysia bagi melaporkan keberkesanan program/ aktiviti pembangunan belia

The background is a dark purple color with a network of glowing circuit lines in shades of pink, orange, and purple. There are several circular icons with radiating lines, some containing a stylized 'p' or 'b', and some with a grid pattern. The main text is centered in a white, rounded font.

Pencapaian Indeks Belia Malaysia (IBM) di Peringkat Nasional

PENCAPAIAN IBM PERINGKAT NASIONAL (PEMBENTANGAN)

KPI Nasional RMK 11 (2016 - 2020) dan RMK 12 (2021 - 2025)

1

Mekanisma Penilaian Dasar Belia Malaysia (DBM) 2015 -2035:

- Indeks Belia Malaysia
- Kajian Pembangunan Belia Positif 8C
- Kajian Aset Belia Malaysia
- Perbandingan di Peringkat Antarabangsa

2

Government Wide Approach melalui Kerjasama Rentas Kementerian bagi Pembangunan Belia (2016 - 2021)

3

7 Mac 2019, Pembentangan Indeks Belia Malaysia di *Seminar Youth 3 Cyber Wellness in The Digital Era in Conjunction of Safer Internet Day* (SID) 2019 #mydigitalH20 (2019)

5

Pembentangan di Peringkat Majlis Sosial Negara (2016)

4

Pembentangan di *Technical Working Group* (2021 - 2025)

7

Townhall IYRES (2020 - 2023)

6

13 Mac 2023, Pembentangan di Peringkat Jawatankuasa Kabinet Pembangunan Belia Tahun 2023

9

3 November 2022, Forum Statistik Jabatan Perangkaan Malaysia (DOSM) & Universiti Malaysia Pahang (UMP) Tahun 2022

8

Pembentangan di Peringkat Exco Belia Negeri

- Kelantan
- Sabah
- Pahang
- Sarawak

11

26 Oktober 2023, Pembentangan dan Penerbitan di Simposium Sains Penagihan Dadah Kebangsaan Tahun 2023

10

13 Disember 2023, Sesi Libat Urus bersama Jabatan Perpaduan Nasional berkaitan Pembentukan IBM

13

20 Mei 2023, Sesi Perkongsian IBM sempena *Pre Departure Training* Program Pertukaran Belia Malaysia - Korea Selatan Tahun 2023

12

27 September 2025, Perkongsian dalam Sesi Podcast Rakita (Akar Belia) dengan Tajuk "Mendalami Indeks Belia Malaysia"

15

21 Julai 2025, Sesi Perkongsian pada Sambutan Hari Kependudukan Sedunia peringkat Wilayah Persekutuan Kuala Lumpur

14

PENCAPAIAN IBM PERINGKAT NASIONAL (PENULISAN)

Artikel Akhbar:
"Belia Dahaga Pekerjaan Harungi Fasa Pandemik"

17

Jurnal/Artikel:
"Financial Behavior, Social Relationsi, Stress and Financial Vulnerability Among Youth in Malaysia"(Malaysian Journal of Consumer and Family Economics (MAJCAFE) Vol 30 (2023)

19

Nilai dan identiti belia berdasarkan Indeks Belia Malaysia (IBM'22), 2025. Jurnal Perspektif (2025) Jil. 17 Bil.1 (99-112)

21

Permasalahan Penagihan Dadah Dalam Kalangan Belia Malaysia: Satu Tinjauan Literatur Jurnal Antidadah Malaysia, Jilid 16, No.1 Jun 2024

23

Peranan Sokongan Sosial dalam Mempengaruhi Kesejahteraan Mental Belia: Satu Kajian Empirikal *International Conference On Social Sciences and Humanities 2025 (ICOH)*, 2025 , 61- 72

25

Technical And Vocational Education And Training(TVET) System And Financing: A Cross-Country Comparison *Asia Pacific Journal of Youth Studies (APJYS) Vol 16, Issue 2 2025, 84 - 108*

27

16

Astro Awani:
"Skor Indeks Belia Malaysia Harus Diperingkat-Ahmad Zahid"

18

Artikel Akhbar:
"Pemeriksaan Ekonomi Gig Lahir Belia kalis Cabaran"

20

Pencapaian tahap mental dan fizikal belia Malaysia, 2023. Prosiding Seminar kaunseling, Sains Sosial & Pendidikan (SKSSP) kali ke-3 2023, HLM 194-203, 9 September 2023

22

Tinjauan Terhadap Kesejahteraan Kesehatan Mental Belia Malaysia: Analisis Indeks Belia Malaysia (IBM) 2021 dan 2022 eProsiding Seminar Pembelajaran Sepanjang Hayat 2024 (359-368)

24

Generasi belia bakal pemimpin peneraju negara
Buletin Fakta: Edisi II, Oktober 2023

26

Understanding the employment Challenges of TVET-Trained Youth Malaysia: A study on Vulnerability, Job Search Behavior, and Educational Impact Asia Journal of Research in Education and Social Sciences. Vol.6.No.4, 479-491.2024

The background is a dark purple color with a network of glowing circuit lines in shades of pink, orange, and purple. There are several circular icons with a central dot and radiating lines, some of which are highlighted in pink and orange. The text is centered in a white, bold, sans-serif font.

Pencapaian Indeks Belia Malaysia (IBM) di Peringkat Antarabangsa

PENCAPAIAN IBM PERINGKAT NASIONAL (PEMBENTANGAN DAN PENULISAN)

Rujukan oleh:

- Sekretariat Komanwel bagi Pembentukan Indeks Belia Komanwel (2013)
- Sekretariat ASEAN bagi Pembentukan Indeks Belia ASEAN (2016)
- Strategi dalam dokumen ASEAN *Work Plan On Youth* (2016-2020, 2021-2025)

01

- Dilantik sebagai Task Force pembentukan Indeks Belia ASEAN (2016-2020)
- Dilantik sebagai Task Force pembentukan Indeks Belia ASEAN (2021-2025)

02

Panel bagi *Emirates Center for Strategic Studies and Research (ECSSR): The Role of Malaysian Youth Index as Result Based Management for Malaysian Youth Policy* (2016)

03

Pembentangan Peringkat Komanwel: *Evidence Based Policies On Youth Development in Asia and Southeast Asia Workshop, Bangkok, Thailand* (2017)

04

Jurnal/ Artikel: "*Youth and Mental Health Problems in Malaysia*" (*International Journal of Academic Research in Business & Social Sciences*)

05

Jurnal/ Artikel: "*The Prevalence and Underlying Factors of Mental Health Disorders in Malaysian Youth*" (*Journal of Affective Disorders Reports*)

06

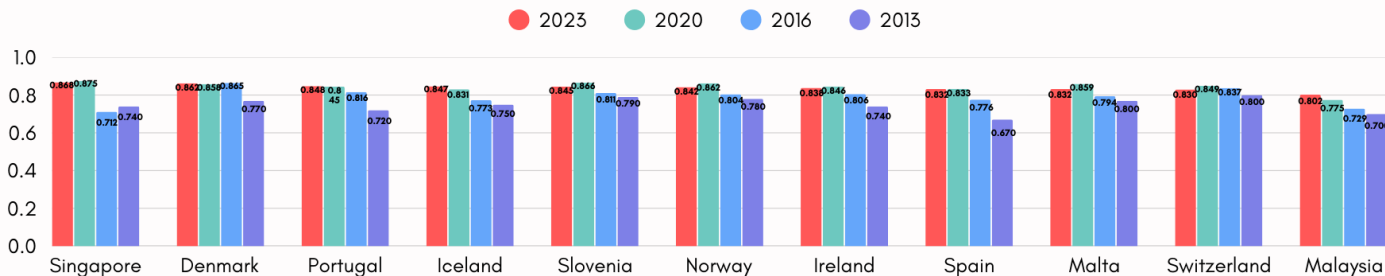
Pembentangan di *The Annual Meeting of the Russia-Islamic World Strategic Vision Group 2025* di Kazan, Russia

07

Sesi Pembentangan dan Perkongsian "*Overview of Youth Development in Malaysia*" sempena 4th ASEAN Leaders Interface with ASEAN Youth di Crown Plaza Kuala Lumpur City Centre (2025)

08

PERBANDINGAN TAHAP KUALITI DAN KESEJATERAAN HIDUP BELIA MALAYSIA PERINGKAT ANTARABANGSA-KEDUDUKAN DALAM KALANGAN NEGARA-NEGARA DUNIA



2023	1	2	3	4	5	6	7	8	9	10	35
2020	1	5	10	15	2	3	9	14	4	7	50
2016	43	2	9	25	12	16	15	22	20	4	34
2013	23	16	41	20	10	12	25	73	14	7	52

Indikator:

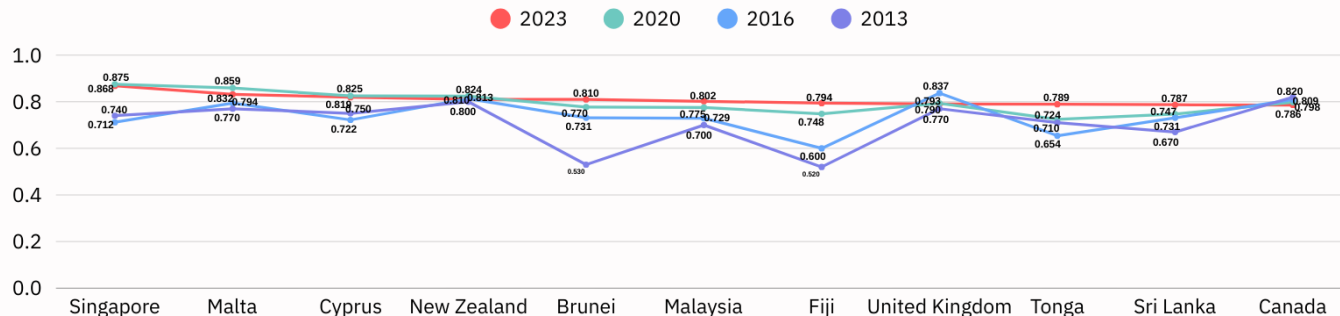
0.000-0.675 *Low*
 0.675-0.738 *Medium*
 0.738-0.798 *High*
 0.798-1.000 *Very High*

Nota:

2013: Malaysia menduduki tangga ke 52/ 170 negara
2016: Malaysia menduduki tangga ke 34/ 183 negara
2020: Malaysia menduduki tangga ke 50/ 181 negara
2023: Malaysia menduduki tangga ke 35/ 183 negara

Sumber: GYDI 2013, 2016, 2020 & 2023

PERBANDINGAN TAHAP KUALITI DAN KESEJATERAAN HIDUP BELIA MALAYSIA PERINGKAT ANTARABANGSA-KEDUDUKAN DALAM KALANGAN NEGARA-NEGARA COMMONWEALTH



2023	1	2	3	4	4	6	7	8	9	10	11
2020	1	2	3	4	10	11	13	8	18	14	6
2016	11	5	10	3	7	9	25	2	18	7	4
2013	8	4	6	3	31	17	32	5	16	19	2

Indikator:


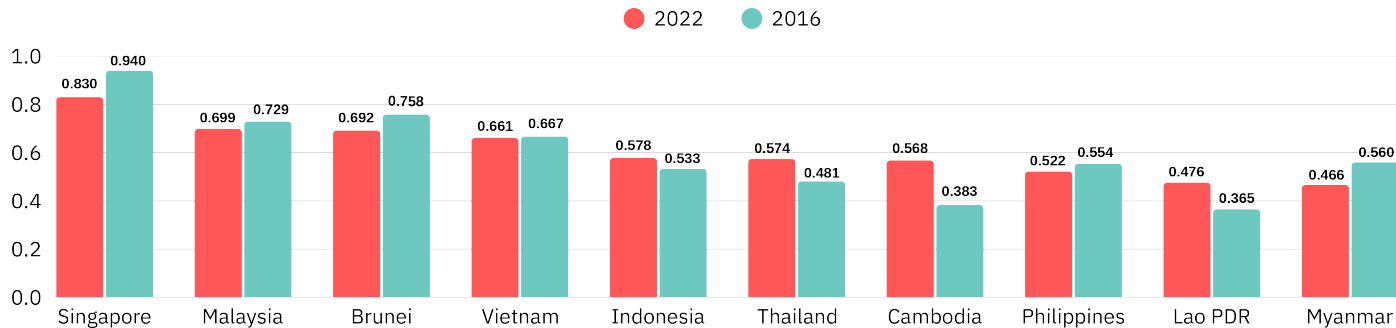
0.000-0.675 *Low*
 0.675-0.738 *Medium*
 0.738-0.798 *High*
 0.798-1.000 *Very High*

Nota:

2013: Malaysia menduduki tangga ke 17/ 51 negara
2016: Malaysia menduduki tangga ke 9/ 49 negara
2020: Malaysia menduduki tangga ke 11/ 48 negara
2023: Malaysia menduduki tangga ke 6/ 50 negara

Sumber: GYDI 2013, 2016, 2020 & 2023

PERBANDINGAN TAHAP KUALITI DAN KESEJATERAAN HIDUP BELIA MALAYSIA PERINGKAT ANTARABANGSA-KEDUDUKAN DALAM KALANGAN NEGARA-NEGARA ASEAN



Indikator:

0.000-0.675 *Low*
 0.675-0.738 *Medium*
 0.738-0.798 *High*
 0.798-1.000 *Very High*

Nota:

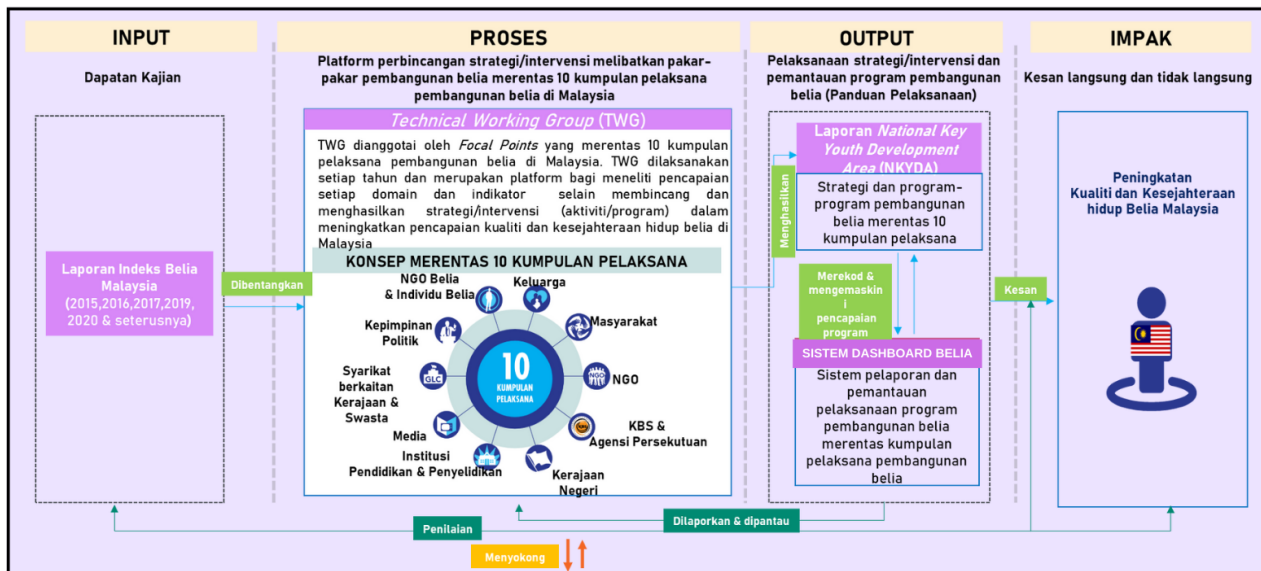
2016: Malaysia menduduki tangga ke 3/ 10 negara
2022: Malaysia menduduki tangga ke 2/ 10 negara

Sumber: YDI 2016 & 2022

The background is a dark purple color with a network of glowing circuit lines in shades of pink, orange, and purple. There are several circular icons with a central dot and radiating lines, some of which are highlighted in pink and orange. The text is centered and written in a white, bold, sans-serif font.

Strategi bagi Meningkatkan Pencapaian Indeks Belia Malaysia (IBM)

PELAKSANAAN PEMANTAUAN KUALITI DAN KESEJAHTERAAN HIDUP BELIA MELALUI NATIONAL KEY YOUTH DEVELOPMENT AREA (NKDA)



- Wawasan Kemakmuran Bersama 2030
- KPI Nasional (RMK 11 dan 12)
- Pelan Strategik KBS 2021-2025

- Dasar Belia Malaysia (DBM) 2015-2035
- Pelan Strategik IYRES 2021-2025
- Model Pembangunan Belia Madani 2030

- Strategi literasi Kewangan Kebangsaan 2019-2023
- Akta 668
- *Global Youth Development Index 2023*

- *ASEAN Workplan on Youth (2016-2020) & (2021-2025)*
- SDG 2030
- *ASEAN Youth Development Index 2022*

STRATEGI MERENTAS PELAKSANA/PEMEGANG TARUH PEMBANGUNAN BELIA MELALUI TIGA TIER

- Bagi meningkatkan tahap kualiti dan kesejahteraan hidup belia Malaysia secara keseluruhan, pelaksana/ pemegang taruh boleh melaksanakan strategi-strategi berdasarkan tiga Tier. Tier 1, bagi skor Domain dan Indikator IBM yang mencapai tahap Baik, skor antara 75-100. Skor Domain dan Indikator yang mencapai tahap Baik memerlukan lonjakan inovasi di mana pelaksanaan strategi sedia ada sangat wajar untuk diteruskan dan disokong dengan strategi baru bagi meningkatkan pencapaian tahap kualiti dan kesejahteraan hidup belia Malaysia secara konsisten.
- Di Tier 2, skor Domain dan Indikator mencapai tahap Sederhana, di mana skor antara 60-74. Skor Domain dan Indikator yang berada di tahap Sederhana memerlukan pendekatan intervensi dan pemerhatian khusus bagi memastikan pencapaian berupaya ditingkatkan. Pengenalpastian Indikator-indikator yang menyumbang kepada pencapaian skor secara keseluruhan dikenalpasti dan diteliti; sinergi antara pelaksana/ pemegang taruh diperkukuh dan mekanisme pemantauan berkala dilaksanakan bagi meningkatkan pencapaian tahap kualiti dan kesejahteraan hidup belia Malaysia secara keseluruhan.
- Tier 3 yang berada di tahap Lemah, memerlukan pendekatan diagnosis dan perbincangan kumpulan berfokus bagi mengenalpasti punca sebenar pencapaian Domain dan Indikator. Di peringkat ini, pelaksana/ pemegang taruh perlu melaksanakan libat urus melibatkan golongan belia yang memberi tumpuan kepada strategi sedia ada, strategi baru dan cadangan penambahbaikan terhadap ekosistem pembangunan belia secara keseluruhan yang melibatkan individu belia, pelaksana/ pemegang taruh, kemudahan/ fasiliti dan sebagainya bagi memastikan tahap kualiti dan kesejahteraan hidup belia berupaya ditingkatkan dari semasa ke semasa.
- Pelaksanaan strategi merentas pelaksana/ pemegang taruh melalui tiga Tier dan pemantauan secara berkala melalui Dashboard Belia berupaya meningkatkan pencapaian tahap kualiti serta kesejahteraan hidup belia Malaysia secara keseluruhan yang diterjemahkan melalui pencapaian skor Domain dan Indikator IBM.



KERANGKA KANVAS PEMBANGUNAN BELIA

- Pembangunan Kerangka Kanvas Pembangunan Belia dibangunkan bagi memantapkan lagi perancangan pembangunan belia di Malaysia dan meningkatkan kualiti dan kesejahteraan hidup belia Malaysia.
- Kerangka ini melibatkan keseluruhan pemegangtaruh dalam pembangunan belia yang dinyatakan dalam Dasar Belia Malaysia iaitu 10 kumpulan pelaksana dan 8 kumpulan sasaran belia.
- Hal ini bagi memastikan pendekatan yang holistik dan komitmen penuh pihak berkepentingan dalam usaha mencapai tahap kualiti dan kesejahteraan hidup belia di tahap yang Sangat Memuaskan.



The background is a dark purple color with a network of glowing circuit lines in shades of pink, orange, and purple. There are several circular icons with radiating lines, some of which are partially obscured by the circuit lines. The text is centered in a white, rounded font.

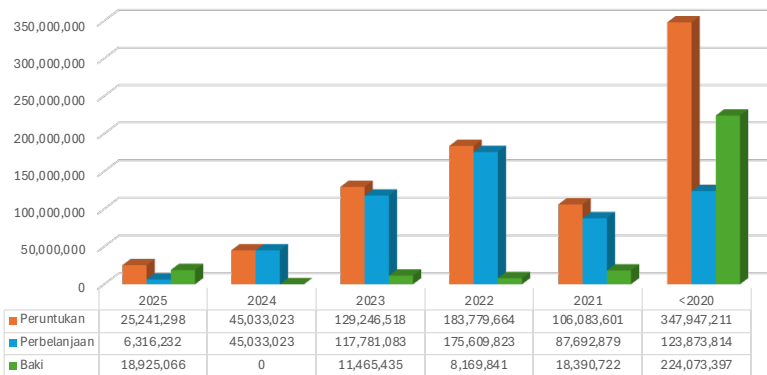
Laporan Dashboard Pembangunan Belia Mengikut Domain

DASHBOARD BELIA

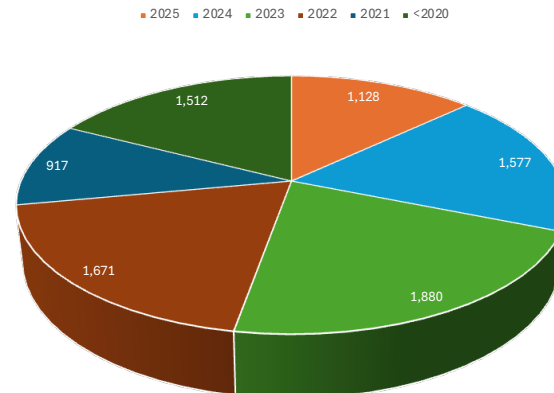
Data dikemaskini sehingga Oktober 2025

JUMLAH PROGRAM		JUMLAH AKTIVITI		JUMLAH FOCAL POINT		JUMLAH KOS PROGRAM(RM)	
8,687		9,481		1,506		837,331,315.73	
PROJEK BARU	PROJEK SEDIA ADA	PROJEK SAMBUNGAN	PERUNTUKAN ONE OFF (RM)		PERUNTUKAN SUKUAN (RM)		
5,998	2,596	93	816,186,948.73		21,124,767.00		

JUMLAH PERUNTUKAN



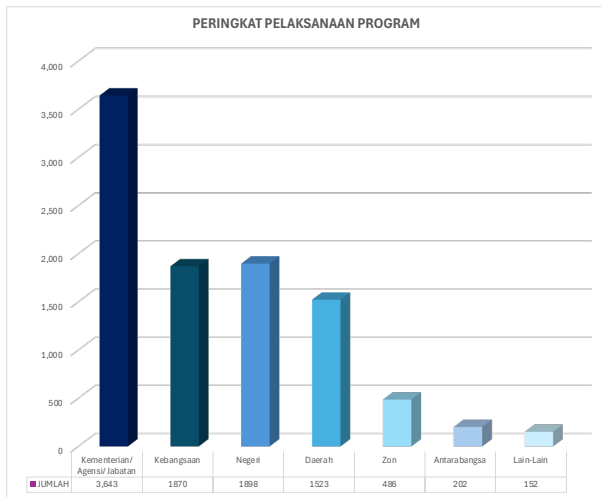
JUMLAH PROGRAM



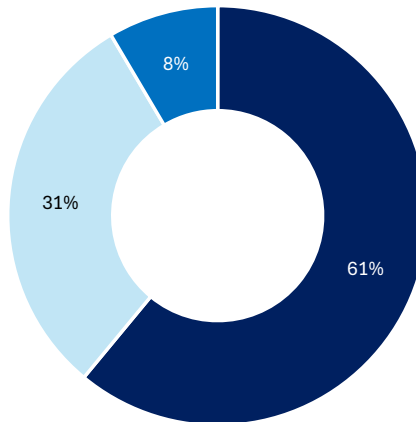
Nota: Data ini tidak boleh digeneralisasi menggambarkan program di Malaysia. Jumlah data bergantung kepada maklumat yang direkodkan dalam Sistem Dashboard Belia.

DASHBOARD BELIA

PERINGKAT PELAKSANAAN PROGRAM



■ Belia ■ Belia Sebahagian ■ Selain Belia



Belia Pengajian Tinggi	4,876
Belia berkerjaya	3,875
Perkumpulan Belia	3,164
Belia Massa	2,948
Belia Bersekolah	2,797
Belia Minoriti	1,796
Belia Berisiko	1,520
Belia Malaysia Antarabangsa	804

PERINGKAT PELAKSANAAN PROGRAM

PELAKSANAAN PROGRAM MENGIKUT KUMPULAN SASARAN

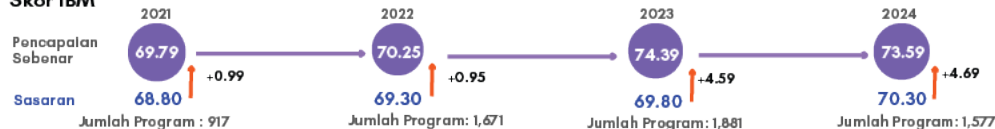
PELAKSANAAN PROGRAM MENGIKUT KUMPULAN SASARAN BELIA

Jumlah Kumulatif Program **8,687**

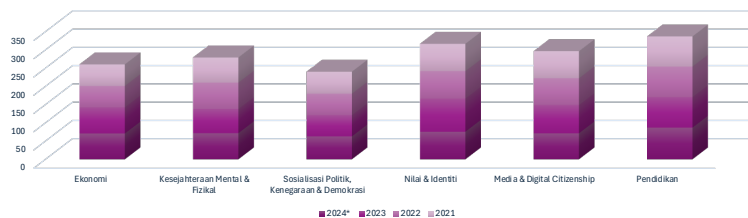
ANALISA DOKUMEN/ ANALISA PERBANDINGAN

Analisa Perkaitan Pelaksanaan Program melalui Dashboard Belia dengan pencapaian skor Indeks Belia Malaysia (Pengukuran tahap Kualiti dan Kesejahteraan Hidup Belia Malaysia) bagi tahun 2021-2024

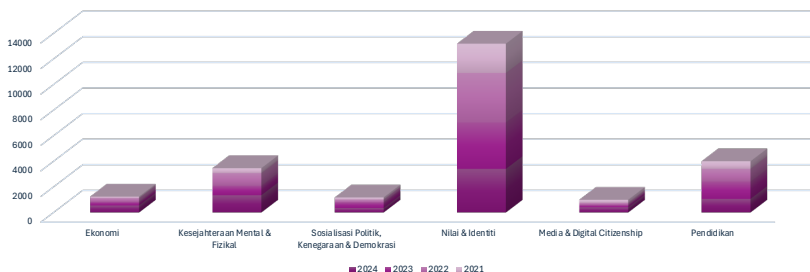
Skor IBM



Skor IBM Mengikut Domain



Jumlah Program/inisiatif Mengikut Domain di dalam Sistem Dashboard Belia



Analisis

Trend Umum:

- Skor IBM cenderung meningkat apabila jumlah program meningkat. Peningkatan program ketara daripada 1,671 (2022) kepada 1,881 (2023) menunjukkan peningkatan skor IBM.
- Ini menunjukkan hubungan positif antara bilangan program dan peningkatan skor.

Analisis mengikut Domain:

- Ekonomi:**
 - Peningkatan jumlah program dari 270 (2023) ke 319 (2024) menunjukkan penurunan skor dari 71.99 (2023) ke 70.70 (2024). Ini menunjukkan hubungan yang negatif antara skor dan jumlah program yang dilaksanakan.
- Kesehatan Mental & Fizikal:**
 - Walaupun jumlah program menurun dari 677 (2023) ke 599 (2024), skor IBM masih menunjukkan peningkatan dan hubungan negatif.
- Media dan Digital Citizenship:**
 - Penurunan program (204 pada tahun 2023 ke 191 pada tahun 2024) menunjukkan penurunan skor dari 77.77 (2023) ke 71.24 (2024). Dapatan ini menunjukkan hubungan yang signifikan antara skor dan jumlah program yang dilaksanakan.
- Nilai dan Identiti:**
 - Jumlah program yang menurun (3,510 pada 2023 ke 2,095 pada 2024) memberi kesan kepada penurunan skor dari 90.90 (2023) ke 75.71 (2024), menunjukkan hubungan signifikan dan positif.
- Pendidikan:**
 - Walaupun jumlah program menurun dari 1,338 (2023) ke 808 (2024), skor IBM masih menunjukkan peningkatan dan hubungan negatif.
- Sosialisasi, Politik dan Kerajaan:**
 - Walaupun jumlah program menurun dari 444 (2023) ke 135 (2024), skor IBM menunjukkan peningkatan dan hubungan yang tidak signifikan.

Secara keseluruhan, terdapat korelasi positif dan negatif antara kuantiti program dan skor IBM bagi setiap domain. Namun, signifikan hubungan ini bergantung kepada:

- Kualiti program dan impak program terhadap peserta.
- Fokus strategik dalam pelaksanaan program.
- Limitasi kuantiti program yang hanya direkodkan di dalam Sistem dashboard belia

The background is a dark purple color with a network of glowing circuit lines in shades of pink, orange, and purple. On the left side, there are several icons: a grid of dots, a single circular icon with a vertical line, and a 2x2 grid of circular icons with diagonal lines. On the right side, there are more circuit lines and a single circular icon with a vertical line.

Soalan Lazim

Apakah itu Indeks Belia Malaysia (IBM)

Indeks Belia Malaysia merupakan satu indeks yang dibangunkan untuk mengukur tahap kualiti dan kesejahteraan hidup belia di Malaysia dan memberikan satu gambaran yang lebih komprehensif mengenai status semasa generasi belia di negara ini.

Apakah elemen atau domain yang terlibat dalam IBM dan bagaimana penentuan domain dibuat?

- a. IBM'15 sehingga IBM'20 telah dibangunkan dengan 12 domain dan 58 indikator yang penting dalam pembangunan individu belia. Indikator-indikator yang menunjukkan elemen positif dipilih agar selaras dengan pendekatan pembangunan belia positif atau "positive youth development (PYD)". Indikator yang telah dibangunkan ini dikelompokkan kepada 12 domain iaitu:

- | | |
|-------------------------------|--------------------------|
| 1) Pembangunan Kendiri | 6) Pendidikan |
| 2) Hubungan Sosial | 7) Kesejahteraan Ekonomi |
| 3) Identiti | 8) Keselamatan |
| 4) Potensi Diri | 9) Sosialisasi Politik |
| 5) Kesihatan | 10) Ketembusan Media |
| | 11) Waktu Senggang |
| 12) Bebas Tingkah Laku Devian | |

- b. IBM'21 sehingga IBM'25 pula telah dibangunkan dengan 6 domain dan 41 indikator selepas ditambahbaik mengikut keperluan semasa berlandaskan model analitik dan penyelarasan dengan Indeks Belia Antarabangsa (Global, ASEAN). Indikator yang telah dibangunkan ini juga dikelompokkan kepada 6 domain iaitu:

- 1) Pendidikan
- 2) Ekonomi
- 3) Kesejahteraan Mental & Fizikal
- 4) Sosialisasi Politik, Kenegaraan & Demokrasi
- 5) Nilai & Identiti
- 6) Media & Digital Citizenship

Beberapa siri sindikasi (syndication) bersama pemegang taruh pembangunan belia melibatkan pelbagai Kementerian, agensi, syarikat-syarikat korporat, NGO, pakar-pakar akademik, belia massa yang tergolong dalam pelbagai kategori dan individu-individu yang memberikan sumbangan idea telah dilaksanakan untuk mendapatkan maklumat terperinci yang berfokuskan pembangunan, kualiti dan kesejahteraan belia yang menyeluruh.

Bagaimanakah IBM dibangunkan?

IBM'15 - IBM'20 dilaksanakan melalui kaedah tinjauan/ survei menggunakan borang soal selidik melalui aplikasi sistem kaji selidik iYRES (iGreat) dan pelaporan skor menggunakan data Primer dan data Sekunder. Pemilihan sampel kajian mewakili populasi belia yang melibatkan kategori umur belia, etnik, lokaliti, jantina dan latar belakang yang pelbagai. Blok Perhitungan (BP) Banci Penduduk 2021 & 2020 digunakan bagi menentukan kawasan pemilihan sampel bagi memastikan populasi sasaran mendapat peluang yang sama untuk dipilih. Khidmat nasihat daripada Jabatan Perangkaan Malaysia (DOSM) turut diambil kira untuk memastikan sampel yang terlibat adalah menggambarkan populasi dari belia Malaysia. Bermula IBM'22 - IBM'23, kaedah pengumpulan data juga telah ditambahbaik dengan menggunakan kaedah kualitatif melalui Focus Group Discussion (FGD) melibatkan 8 kumpulan sasaran belia dan 10 kumpulan pelaksana berdasarkan Dasar Belia Malaysia (DBM) 2015 - 2035.

Pengumpulan data dijalankan oleh enumerator terlatih (iYRES Community Enumerators) yang mewakili 13 negeri dan 3 Wilayah Persekutuan di Malaysia. Manual bertulis merangkumi semua maklumat yang diperlukan telah disediakan beserta dengan peta Blok Perhitungan (BP). Rakaman klip video simulasi sesi pengendalian temu duga bersemuka turut dibekalkan.

Apakah penambahbaikan IBM berbanding tahun-tahun sebelum ini?

- a. Pengumpulan data menggunakan aplikasi sistem kaji selidik iYRES (iGreat) berbanding tahun-tahun sebelumnya.
- b. Pengkalan 6 domain dan 41 indikator bagi IBM'21 - IBM'24 bagi memantau perubahan skor yang berlaku ke atas pencapaian tahap kualiti dan kesejahteraan hidup belia Malaysia.
- c. Pelaporan skor IBM'21 - IBM'24 menggunakan data primer dan data sekunder.

Bagaimana pengesahan data IBM dibuat?

Data yang telah dianalisis dibentangkan kepada kumpulan pakar rujuk dan kemudian diterangkan kepada Ex-Officio yang terdiri daripada wakil Kementerian dan Agensi yang berkaitan dengan pembangunan belia. Sesi Technical Working Group (TWG) juga turut diadakan bagi tujuan pemantauan pencapaian yang telah teliti selaras dengan program/ aktiviti yang dianjurkan di peringkat Kementerian serta agensi terlibat.



6

Mengapakah IBM perlu dilaksanakan setiap tahun?

Penghasilan IBM setiap tahun adalah lebih memberi tumpuan kepada kesan atau perubahan skor yang mengukur tahap kualiti dan kesejahteraan hidup belia. Secara tidak langsung juga, perbandingan skor setiap tahun dapat dibuat selaras perancangan program atau aktiviti pembangunan belia yang bersesuaian bagi meningkatkan kualiti dan kesejahteraan hidup belia Malaysia.

7

Adakah IBM boleh dibandingkan dengan indeks lain di peringkat antarabangsa?

Perbandingan skor keseluruhan domain boleh dilaksanakan. Namun begitu, pengukuran yang digunakan di peringkat antarabangsa adalah berbeza iaitu domain dan indikator yang dibangunkan adalah berdasarkan sosio budaya dan pembangunan belia dalam ekosistem semasa di Malaysia. Tambahan lagi, di peringkat antarabangsa dapatan indeks tersebut dilaporkan melalui pengumpulan data sekunder sahaja.

8

Apakah kepentingan IBM kepada pembangunan belia di Malaysia?

- Sebagai penanda aras dalam mengukur tahap kualiti dan kesejahteraan hidup belia Malaysia
- Merupakan KPI Kementerian Belia dan Sukan dalam agenda pembangunan belia di Malaysia
- Menyediakan input bagi pembentukan atau menggubal polisi dan dasar
- Memandu pembentukan pelan tindakan bagi meningkatkan kualiti dan kesejahteraan hidup belia Malaysia
- Sebagai indikator bagi mengukur pencapaian Dasar Belia Malaysia (DBM) 2015 - 2035
- Merupakan mekanisme penilaian yang dinyatakan dalam Rancangan Malaysia Kedua Belas (RMK-12) bagi mengukur tahap kualiti dan kesejahteraan hidup belia
- Menjadi rujukan dan panduan kepada pemegang taruh yang berkaitan dengan pembangunan belia dalam merencana program atau aktiviti berdasarkan pencapaian domain dan indikator.

9

Siapakah yang boleh menggunakan IBM ini?

Penggunaan dapatan IBM tidak terhad kepada individu tertentu sebaliknya terbuka kepada semua untuk dijadikan rujukan bagi tujuan yang berkaitan. Namun, terdapat pihak-pihak tertentu yang mempunyai keutamaan untuk merujuk dapatan IBM iaitu:

- a) Penggubal dasar dan polisi berkaitan Pembangunan belia
- b) Badan-badan korporat
- c) Pemimpin-pemimpin belia
- d) Pakar-pakar pembangunan belia
- e) Pemegang taruh belia (stakeholder)
- f) Lapan kumpulan sasaran belia:

- Belia Bersekolah
- Belia Pengajian Tinggi
- Belia Bekerjaya
- Perkumpulan Belia
- Belia Massa
- Belia Malaysia Antarabangsa
- Belia Minoriti dan Golongan Terpinggir
- Belia Berisiko

10

Bagaimanakah buku atau maklumat berhubung IBM ini boleh diperoleh?

Dapatan atau maklumat berkaitan IBM boleh diakses di portal rasmi IYRES dan buku tersebut terdapat di dalam ruangan senarai penyelidikan IYRES. Pautan tersebut juga boleh dimuat turun untuk dijadikan rujukan bagi tujuan berkaitan.

Portal rasmi IYRES ialah: <http://www.iyres.gov.my>

The background is a dark purple color with a network of glowing circuit lines in shades of pink, orange, and purple. On the left side, there are several icons: a grid of dots, a single circular icon with a vertical line, and a vertical column of four circular icons, each with a diagonal line. The text "Syor dan Cadangan" is centered in a white, rounded font.

Syor dan Cadangan



Gerak kerja penerbitan dapatan kajian dalam bentuk *Facts and Figures* telah dilaksanakan selain jurnal, artikel dan sebagainya



Penulisan & Penerbitan Dapatan Kajian

Penyebarluasan Dapatan Kajian



Penyebarluasan dapatan kajian adalah melalui sesi-sesi pembentangan seperti *Townhall*, Seminar dan sebagainya

Bagi penghasilan IBM dalam RMKe-13 (2026-2030) pengemaskinian domain dan indikator akan diselaraskan dengan landskap semasa melalui sesi *Technical Working Group* (TWG) bersama pemegang taruh



Pengemaskinian Domain & Indikator

PENGHARGAAN

Institut Penyelidikan Pembangunan Belia Malaysia (IYRES), Kementerian Belia dan Sukan (KBS) ingin merakamkan setinggi-tinggi penghargaan dan terima kasih kepada pakar rujukan kajian, penyelia, enumerator, responden dan individu yang terlibat secara langsung dan tidak langsung dalam menjayakan penghasilan kajian ini. Semoga hasil kajian ini menjadi rujukan kepada semua pihak dalam merencana dan membangunkan program pembangunan belia di Malaysia

PASUKAN PENYELIDIK

Dr. Vellapandian Ponnusamy
Shahhanim Yahya
Asnida Abd. Hamid
Rozahidah Roslee
Nur Shazwanie Rosehan
Mohamad Saifful Hassan
Nurul Alya Mohamed Adnan

ANALISIS DATA

Shahhanim Yahya

EDITOR

Shahhanim Yahya
Asnida Abd Hamid

PAKAR RUJUK/ PENYELIDIK BERSAMA

Prof. Ts. Dr. Muhammad Hisyam Lee (UTM)
Prof. Madya Dr. Hanina Halimatusaadia Hamsan (UPM)
Dr. Muhamad Hariz Muhamad Adnan (UPSI)

JAWATANKUASA TEKNIKAL

Kementerian Ekonomi Malaysia
Pakar Rujuk
Penyelidik Bersama
Ex-Officio
Penyelidik IYRES

EX-OFFICIO

Kementerian Kesihatan Malaysia
Kementerian Perpaduan Negara Malaysia
Kementerian Dalam Negeri Malaysia
Kementerian Komunikasi dan Digital Malaysia
Kementerian Pembangunan Wanita, Keluarga dan Masyarakat Malaysia
Yayasan Waqaf Malaysia
Kementerian Ekonomi Malaysia
Jabatan Perangkaan Malaysia
Agensi Kaunseling dan Pengurusan Kredit
Institut Kefahaman Islam Malaysia



FACTS & FIGURES

Malaysian Youth Index (MYI'24)
Measuring Quality of Life and Well-being of Malaysian Youth



© Institut Penyelidikan Pembangunan Belia Malaysia (IYRES), 2026

Copyright Reserved. Not permitted to reproduce any of the contents of this publication in any form, whether electronic, photocopying, recording or otherwise, without prior permission from Institute for Youth Research Malaysia (IYRES).

IYRES is a national research centre that studies various aspects of youth development, trends, and their relevance to the changes occurring at national, regional, and international levels. In order to achieve its goals, the Institute conducts a variety of research; organises conferences, workshops, lectures and seminars; publishes journals and pamphlets of the research result; plans and conducts research-related training programs; as well as provide a variety of facilities, including a data centre for youth development. This book highlights the research findings and published annually.

This report may be cited as follows:

Institute for Youth Research Malaysia 2026. Facts & Figures Malaysian Youth Index 2024. Putrajaya: IYRES

First Edition 2026

ISSN: 2590-3926



INSTITUTE FOR
YOUTH RESEARCH
MALAYSIA

Published in Malaysia by:

Institute for Youth Research Malaysia (IYRES)

Level 10, KBS Tower, No. 27 Persiaran Perdana, Precint 4 Federal Government Administrative Centre,
62570 Putrajaya, MALAYSIA

Tel : +603-8871 3417

Fax : +603-8871 3342

Email : penyelidik@iyres.gov.my

Website : www.iyres.gov.my

CONTENT

Malaysian Youth Statistics

01

Malaysian Youth Scenario
and Challenges

02

Malaysian Youth Quality of Life
& Well-Being Concept

03

Research Methodology

04

Benchmark Sources

05

MYI 2021-2025 12th
MP Performance Targets

06

Chronology of the Malaysian Youth
Index (MYI) Implementation

07

Definition of MYI'24 Domains
and Indicators

08

Malaysian Youth Index
2024 (MYI'24)

09

MYI'24 Achievement Trends

10

Demographic Profile of
MYI'24 Respondents

11

Analytical Model of the
Malaysian Youth Index

12

Malaysian Youth Index Achievement
at the National Level

13

Malaysian Youth Index Achievement
at the International Level

14

Strategies to Enhance the Malaysian
Youth Index Achievement

15

Youth Development Dashboard
Report by Domain

16

Way Forward

17

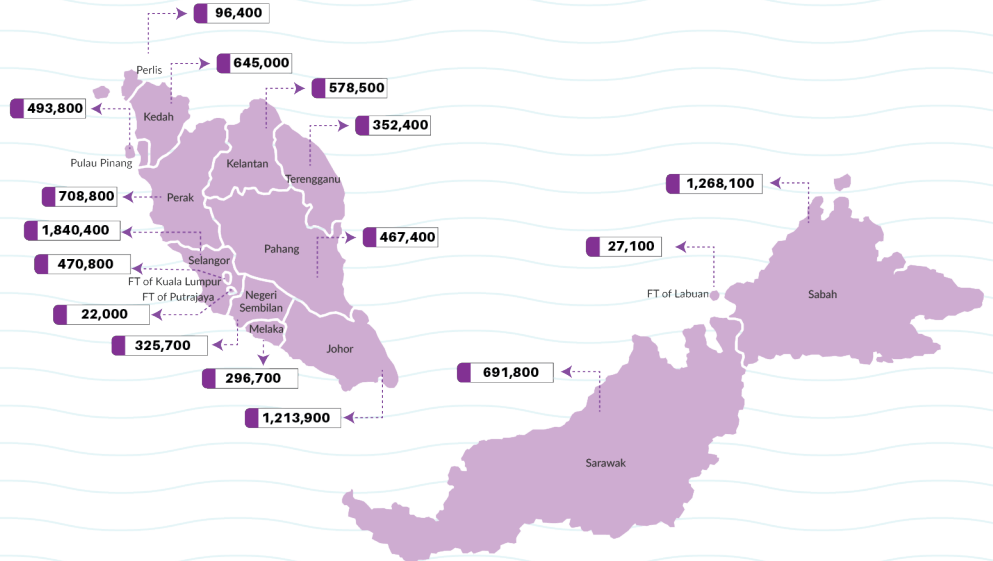

Frequently Asked Questions (FAQ)

18

The background is a dark purple gradient with a stylized circuit board pattern. Various colored lines (pink, orange, purple) represent circuit traces, some with small circles at their ends. There are also several circular icons with radiating lines, resembling signal or data points, scattered across the design. The main title is centered in a white, rounded font.

Malaysian Youth Statistics

POPULATION STATISTICS OF YOUTH (AGED 15-30 YEARS) IN MALAYSIA, 2024



Notes:

1. The Mid-Year Population Estimates are based on data from the Malaysia Population and Housing Census 2020.
2. Totals may not add up precisely due to rounding.

Source: Department of Statistics Malaysia (2024).

Total 2024	9,498,700
Total 2023	9,316,700

POPULATION STATISTICS OF TOTAL POPULATION AND YOUTH IN MALAYSIA, 2020-2024

'000

YEARS	YOUTH POPULATION			
	AGE 15-30 YEARS			
	MALE	FEMALE	TOTAL	% (15-30/0-65++)
2020	4,964.5	4,277.6	9,242.1	28.5%
2021	4,898.1	4,223.3	9,121.4	28.0%
2022	4,890.2	4,213.6	9,103.8	27.8%
2023	5,046.7	4,270.0	9,316.7	27.9%
2024	5,184.9	4,313.8	9,498.7	27.9%

Notes:

- 1.The Mid-Year Population Estimates are based on data from the Malaysia Population and Housing Census 2020.
- 2.Totals may not add up precisely due to rounding.

Source: Department of Statistics Malaysia (2024).



Malaysian Youth Scenario and Challenges

MALAYSIAN YOUTH SCENARIO AND CHALLENGES

Malaysian Youth Policy (MYP) 2015-2035

POLITICAL

- Political Literacy
- Political Maturity
- Leadership
- Global Mindset
- Regional and International Relations

ECONOMIC

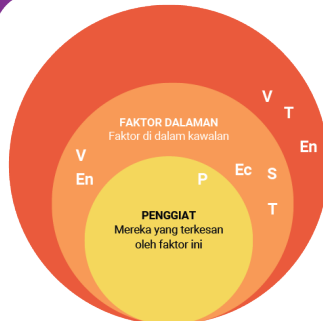
- Cost of Living
- Entrepreneurial Culture
- Skills
- Employment
- Urban Poor Youth

SOCIAL

- Education
- Social Issues
- Spirituality and Religion
- Noble Values
- Identity and Unity
- Volunteerism
- Mental and Physical Health
- Family Institution
- Human Touch
- Community Institutions

TECHNOLOGY

- Information and Communication Technology
- Digital or Social Media
- Innovation and Creativity
- Science and Technology



- S Social
- T Technology
- En Environment
- Ec Economic
- P Political
- V Values

Scenarios: Future of Youth 2035 (2021)

SOCIAL

- Education
- Social Issues
- Spirituality and Religion
- Noble Values
- Identity and Unity
- Volunteerism
- Mental and Physical Health
- Family Institution
- Human Touch
- Community Institutions

ECONOMIC

- Cost of Living
- Entrepreneurial Culture
- Skills
- Employment
- Urban Poor Youth

POLITICAL

- Political Literacy
- Political Maturity
- Leadership
- Global Mindset
- Regional and International Relations

ENVIRONMENT

- Awareness and Practices towards the Environment
- Environmental Sustainability
- Ecology

TECHNOLOGY

- Information and Communication Technology
- Digital or Social Media
- Innovation and Creativity
- Science and Technology

VALUES

- Self-Identity
- Integrity and Ethics
- Identity and Unity

MALYSIAN YOUTH POLICY

1st CONCEPT:
AGE LIMIT WHICH IS EQUIVALENT TO THE INTERNATIONAL STANDARD

YOUTH AGE LIMIT

The youth age limit definition is one of the important bases in measuring the result of the actual output of the youth achievement. The similar measurement criteria is a requirement to assess the achievements of youth at regional, the Commonwealth and international level.



AGE LIMIT UNDER MYP: "Youth individual age between 15 years and before reaching 30 years."

The new youth age definition will be implemented in 2018 to provide ample time for training and transitions of the new leadership and the process of amending the Youth Societies and Youth Development Act 2007 (Act 668).

RATIONALE FOR THE SELECTION OF YOUTH AGE LIMIT



2nd CONCEPT:
HOLISTIC AND BASED ON THE FEDERAL CONSTITUTION AND THE RUKUN NEGARA

MYP determines that the youth development is holistically designed and guided by the Federal Constitution and National Principal. Focus were given to strengthening and highlighting the youth potential towards a more positive future youth development and portraying a good beginning.

Therefore, this concept produced a youth development effort consisting of all youth that were categorized in **eight youth target groups** with the aspect of strengthening and highlighting the youth human capital potential based on the **nine youth priority areas**.

YOUTH TARGET GROUPS

Eight youth target groups were formed to:

- facilitate the implementers of MYP identify the youth groups that needed to be given focus based on their functions;
- facilitate the implementers of MYP in the planning and implementation of a more strategic youth development; and
- enable MYS to better coordinate with all the implementers after identifying the youth groups who were given less attention but facing great challenges in their survival.

Eight youth target groups were categorized to three age groups to increase the access of youth development programme implementation to the specific target groups.



3rd CONCEPT:
FUTURISTIC, RELEVANT AND UP-TO-DATE

MYP ASSESSMENT MECHANISM

MYP assessment mechanism was designed to ensure that the MYP implementations which are futuristic in nature are always current and relevant in meeting the needs of youth development. At present, the mechanism sets 6 main ratings:



4th CONCEPT:
ACROSS THE IMPLEMENTERS AND GENERATIONS

ACROSS IMPLEMENTERS CONCEPT

Across the Implementers Concept is the MYP resolution to ensure that the youth development in this country is executed together based on the functions and capabilities of each implementer.

Thus, MYP has identified 10 youth development implementing groups or stakeholders which are:



MYS AS THE YOUTH DEVELOPMENT COORDINATOR

The Cabinet Meeting on 9th February 2011, has decided that MYS will become the coordinator to all ministries and agencies in the field of youth expertise and not acting alone. A committee will be established to plan, coordinate, implement, monitor and evaluate the programmes and activities of each of the Youth Priority Areas. The Committee shall be known as the Youth Priority Committee chaired and managed by MYS and carried out periodically. The Committee shall be responsible to the Cabinet Committee on Youth Development (CCYD).

MALAYSIA PLAN (RMK)

CHAPTER 5: ADDRESSING POVERTY AND DEVELOPING AN INCLUSIVE SOCIETY

Strategy F2: Developing Dynamic, Resilient and Competitive Youth

11th Malaysia Plan

Addressing
the Needs of
Specific Target Groups

75.20

68.30

2020

MALAYSIAN YOUTH INDEX

● Target ● Performance

12th Malaysia Plan

Empowering
Specific Target
Groups

70.30

73.59

2024

MALAYSIAN YOUTH INDEX

● Target ● Performance

Source: Economic Planning Unit, Prime Minister's Department (2021)

MINISTRY OF YOUTH AND SPORTS (KBS) STRATEGIC PLAN 2021-2025

The Strategic Plan outlines the direction and strategies of the Ministry of Youth and Sports (KBS) in driving the development of youth and sports in Malaysia. KBS must lead the implementation of effective policies and programmes to ensure that youth are empowered; sports serve as the best medium for unity; and the sports industry contributes to the growth of the national economy. This plan is formulated based on five strategic thrusts which represent the ministry's core business areas.

5 STRATEGIC THRUSTS

- **Inclusive youth empowerment based on the Madani Youth Development Model**
- Holistic cultivation and development of sports
- Empowerment of TVET through industry-based and digital approaches
- Recognition of the sports industry as a driver of the national economic sector
- Enhancement of Ministry service delivery

5 STRATEGIC OBJECTIVES

- **To enhance the quality and well-being of youth**
- To improve the well-being of the people through sports
- To digitalise ILKBS institutions to meet the needs of IR4.0 and the gig economy by 2025
- To transform the sports industry as a catalyst for a sustainable national ecosystem
- To increase the efficiency and effectiveness of the ministry's public service delivery

MADANI YOUTH DEVELOPMENT MODEL 2030



The Madani Youth Development Model 2030 (MPBM 2030) is a framework document that outlines Malaysia's roadmap towards preparing a generation of youth with a strong Malaysian identity to face future challenges and changes particularly those arising from the impacts of the COVID-19 pandemic. In order to achieve this goal, the Model identifies the main thrusts, strategies, and initiatives with clearer performance targets and more effective planning mechanisms serving as a continuation of the Malaysian Youth Policy. This Model also supports the Government's efforts to nurture a greater number of youth who are dynamic, competent, competitive, and resilient in facing current challenges and future transformations.

4 KEY FOCUS AREAS

- Quality education and training
- Job creation and entrepreneurial transformation
- Fitness and well-being
- Youth engagement and voice

KECERGASAN DAN KESEJAHTERAAN HIDUP

SASARAN

Belia Malaysia membudayakan gaya hidup aktif, berasa selamat dalam komuniti dan berdaya tahan

OBJEKTIF

- 1 Meningkatkan pengetahuan, kefahaman serta amalan berkaitan kesihatan fizikal, mental dan spiritual
- 2 Memperkukuhkan nilai murni dan jati diri belia
- 3 Memperkasakan ekosistem kekeluargaan dan penurusan kewangan

STRATEGI 1: MENINGKATKAN KESIHATAN MENTAL, KECERGASAN FIZIKAL DAN KECERGASAN SPIRITUAL

- 1 Mewujudkan dan menambah baik ekosistem kesihatan mental
- 2 Memperluas rakan-rakan/maklumat kecergasan bersepadu
- 3 Mewujudkan pusat aktiviti belia
- 4 Mengukuhkan nilai keohanian dan pengetahuan agama yang kukuh

STRATEGI 3: MENEKUKHAKAN INSTITUSI KEKELUARGAAN

- 1 Mengukuhkan ikatan dan nilai kekeluargaan

STRATEGI 2: MEMANTAPKAN JATI DIRI DAN PERPADUAN SOSIAL

- 1 Mengukuhkan identiti nasional
- 2 Menyuburkan mentaliti dan nilai-nilai kelus pertama
- 3 Meningkatkan interaksi sosial

STRATEGI 4: MENINGKATKAN KEUPAYAAN PENGURUSAN KEWANGAN DAN PEMILIKAN RUMAH

- 1 Meningkatkan kecekapan kewangan dan daya tahan terhadap cabaran kewangan
- 2 Memperbanyakkan peluang belia memiliki rumah

STRATEGI 5: MENINGKATKAN KESEDARAN TENTANG KELESTARIAN ALAM SEKITAR

- 1 Mengamalkan gaya hidup hijau
- 2 Menguasai kemahiran hijau

SOCIOECONOMIC EMPOWERMENT PLAN 2030

SUMMARY OF YOUTH SOCIOECONOMIC EMPOWERMENT PLAN 2030

Source of Authority

Chapter 5: Addressing Poverty and Building an Inclusive Society
Strategy F2: Building Dynamic, Resilient and Competitive Youth



Chapter 3: Boosting Economic Resilience for a Sustainable Growth
Strategy A8: Intensifying Smart Farming Activities



Chapter 6: Building an Inclusive and More Resilient Society
Strategy G2: Developing Dynamic, Resilient and Competitive Youth

Scenario: Issues and Challenges

5 Issues and Challenges

- Low level of financial well-being, financial literacy and behaviour
- The rapid development of technology gives more challenges to the youth in the sustainability of the youth economy
- Competitive economic competition requires increased self-development to form character
- Environmental and climate changes create uncertainty in the socioeconomic status of youth in the national economy
- Strengthen policies to enhance the socioeconomic status of youth and the national economy

Plan Framework

3 Goals



10 | 24 | 9
Strategies | Initiatives | Targets

Driven by

12 Ministries/
Leading Agencies | 76 Collaboration
Partners

Initiatives Implemented

3 Technical Working Group (TWG) Workshop in the Peninsular, Sabah and Sarawak

1 Engagement Lab

33 Alignment at the National and International Levels

15 Plan Development Discussion

Plan Validation

3 Technical Committee Meetings

3 Femandu Committee Meetings

3 Plan Validations with Economists

Evaluation and Monitoring

Strengthening the Evaluation and Monitoring Ecosystem
The evaluation and monitoring ecosystem is an important platform in determining the success of strategies and mechanisms for the implementation, coordination, and monitoring of this plan.

Implementation

Implementation of initiatives and programmes under the action plan
2025 | 2030



SELECTED TARGET

In order to achieve the goals of the Youth Socioeconomic Empowerment Plan 2030, nine (9) selected targets were set including reducing the youth unemployment rate, reducing the percentage of youth in the NEET category, reducing the underemployment rate related to youth skills, increasing the average salary and wages of youth, increasing the financial literacy score of youth, increasing the youth labour force participation rate, increasing the female youth labour force participation rate, increasing the number of youth contributors in social protection scheme and creating a youth green economy database.



The background is a dark purple color with a network of glowing circuit lines in shades of pink, orange, and purple. On the left side, there are several icons: a grid of dots, a single circular icon with a vertical line, and a 2x2 grid of circular icons with diagonal lines. On the right side, there are more circuit lines and a grid of dots.

Malaysian Youth Quality of Life & Well-being Concept

CONCEPT OF QUALITY OF LIFE AND WELL-BEING

QUALITY OF LIFE

Describes **of sufficiency** (adequate food, drink, clothing, and shelter), **comfort** (economic stability), **tranquillity** (emotional, psychosocial and health), **freshness** (environmental quality), **harmony** (safety), and **peace** (overall living atmosphere) which contribute to and give meaning to an individual's sense of happiness in life.



WELL-BEING

Refers to the **level of well-being or lack thereof** within their living environment. Quality of life also denotes **a good life or living life with a high standard of quality**.



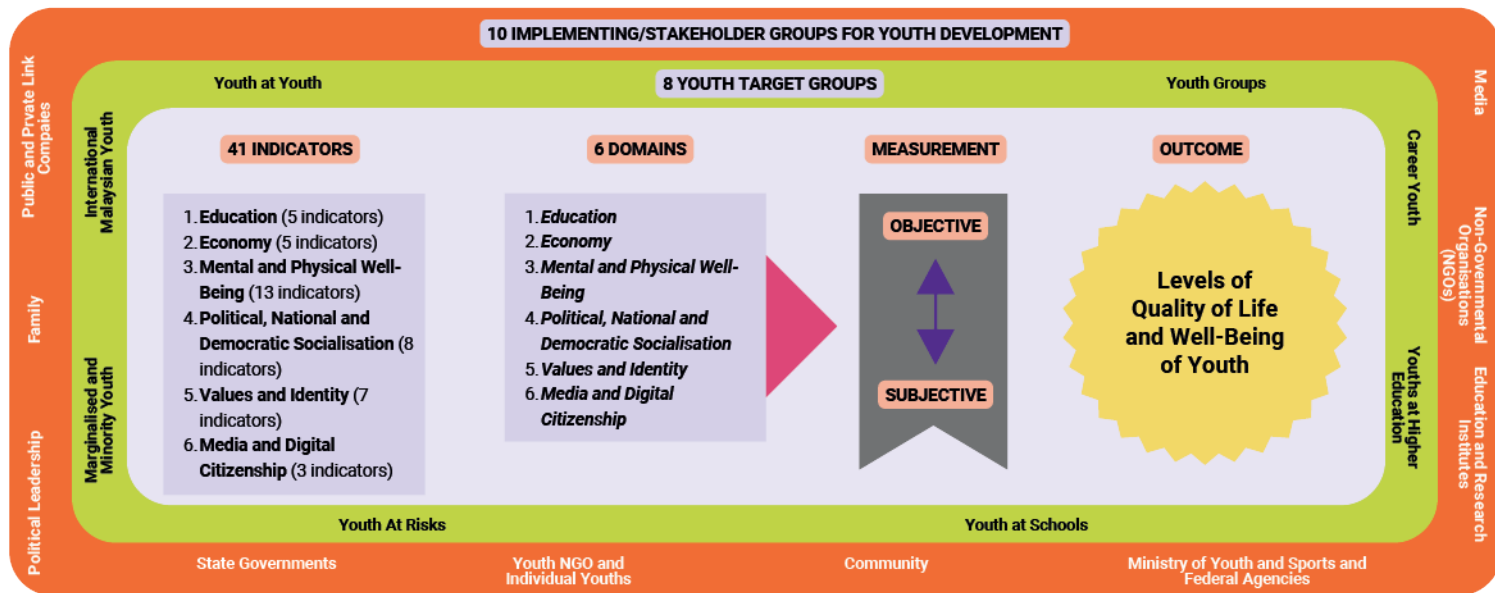
QUALITY OF LIFE AND WELL-BEING

A concept that is **complementary** among the two. They represent a conscious evaluation or psychological assessment of an individual's **life satisfaction**, encompassing multiple dimensions including **personal development, social relationships, socioeconomic conditions, environmental surroundings, social integration, physical health, education, work-life balance, safety and security, politics** and so on.




Source : Bubolz et al. 1980, Ventegodt et al., 2003, Zaimah, Ramli et al. 2012, Sulaiman Md Yasin et al. 2015.

CONCEPT OF QUALITY OF LIFE AND WELL-BEING THROUGH THE NATIONAL KEY YOUTH DEVELOPMENT AREA (NKYDA) 2021-2025





Malaysia Youth Index 2024 (MYI'24)



INTRODUCTION TO THE MALAYSIA YOUTH INDEX 2024 (MYI'24)


As an instrument and benchmark designed to monitor the development, quality, and overall well-being of Malaysia's young generation.

A reference framework for changes and innovative developments in future youth development programmes

Serves as an input to guide stakeholders to be **more sensitive to changes** in the measured indicators

Comprises **6 Domains** and **41 Indicators** (2021–2025) that identify the thinking patterns and current lifestyle trends among Malaysian youth.

Utilises both **primary** and **secondary data**. Primary data is obtained through field surveys involving respondents representing sampling categories, while secondary data comprises relevant statistics collected from involved stakeholders



IMPORTANCE OF MYI'24

To monitor the achievement levels of quality and well-being among Malaysian youth, serving as a National KPI under the Twelfth Malaysia Plan (RMKe-12) 2021–2025

To establish empirical data on local youth

To guide the input preparation of plans and strategies related to youth development in Malaysia

To enable integrated monitoring of youth development directions at the national, regional (ASEAN) and international (global) levels

To provide input as one of the evaluation mechanisms for the Malaysia Youth Policy (DBM) 2015–2035

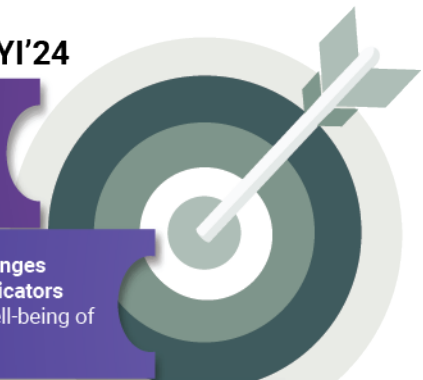
OBJECTIVES OF MYI'24

To evaluate changes in youth lifestyles by comparing them with the current index

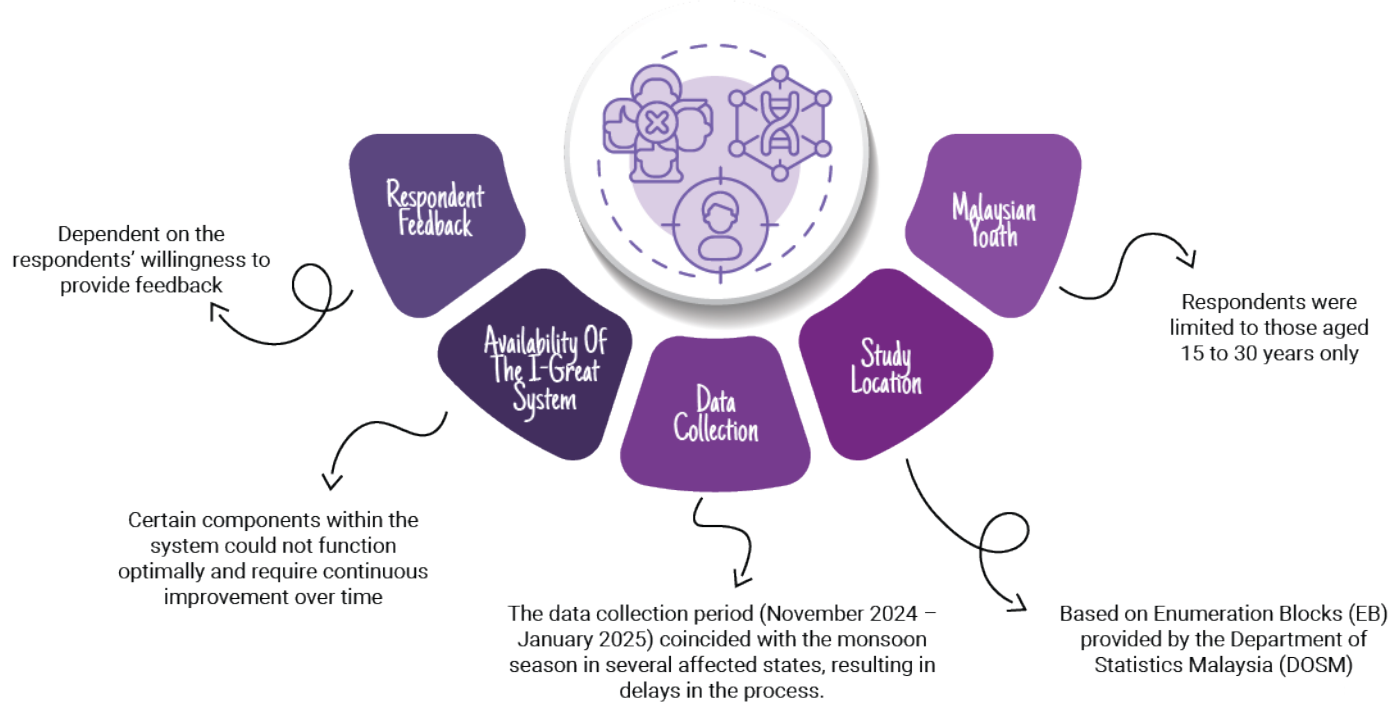
To assess performance changes across the domains and indicators related to the quality and well-being of Malaysian youth

To provide input and recommendations for the formulation of policies and the development of appropriate programmes aimed at enhancing youth quality of life and well-being

To supply input for the evaluation mechanism of the Malaysia Youth Policy (DBM) 2015–2035



STUDY LIMITATIONS



6 DOMAINS 41 INDICATORS MYI'24

1. Educational Attainment (Primary)
2. Education Literacy (Secondary)
3. Secondary Education Enrolment (Secondary)
4. Secondary Education Completion Rate (Secondary)
5. Tertiary Education Enrolment (Secondary)

Education Domain

Economic Domain

1. Financial Security (Primary)
2. Financial Literacy (Primary)
3. Debt-Free Status (Primary)
4. Employability (Primary)
5. Youth Unemployment Rate (Secondary)

1. Resilience (Primary)
2. Sensitivity / Concern (Primary)
3. Social Relationships (Primary)
4. Self-Concept (Primary)
5. Lifestyle (Secondary)
6. Leadership (Primary)
7. Self-Control (Primary)

Values and Identity Domain

Mental and Physical Well-Being Domain

1. Mental Health (Primary)
2. Personal and Environmental Safety (Primary)
3. Sanitation (Primary)
4. BMI (Body Mass Index) (Primary)
5. Leisure Time (Primary)
6. Smoking/Vaping (Primary)
7. Balanced Dietary Practices (Primary)

1. Existence of Youth Development Policy (Primary)
2. Existence of Voter Education (Primary)
3. Youth Freedom of Expression (Primary)

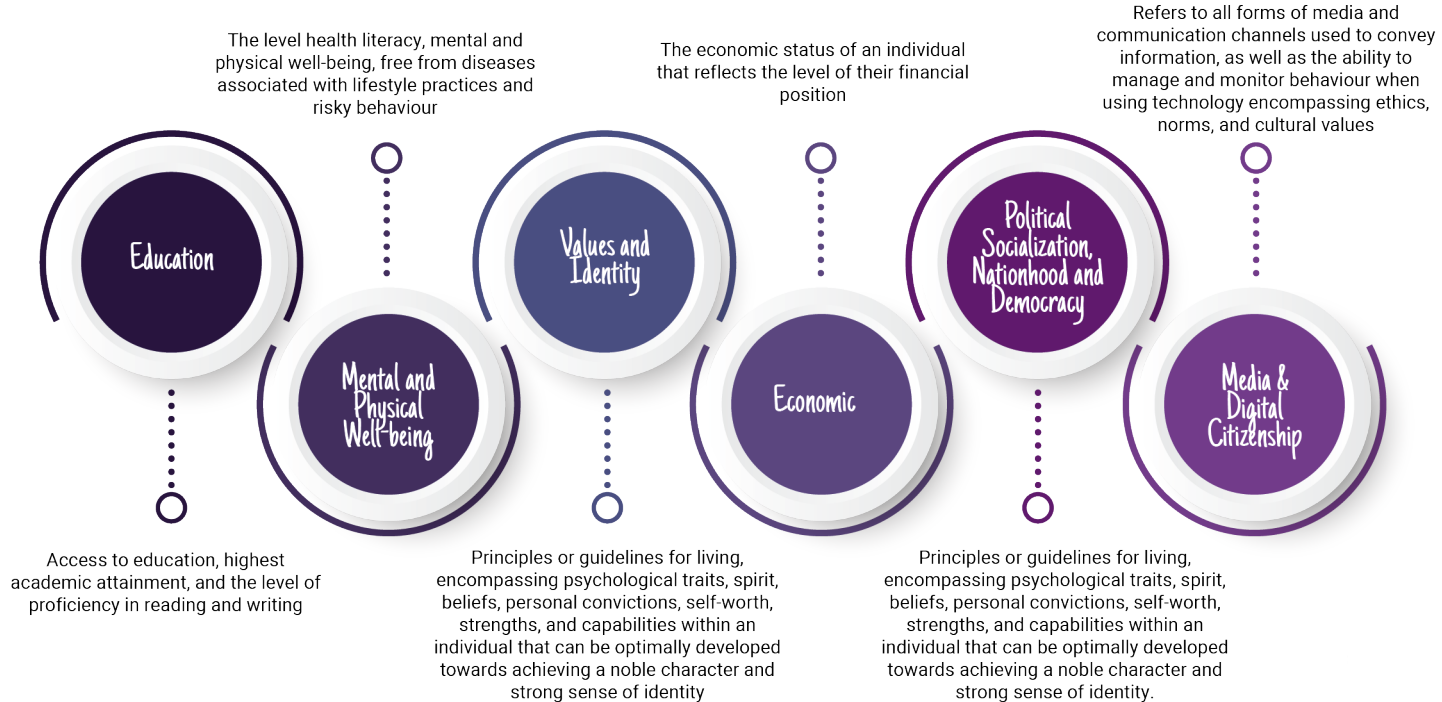
Political Socialization, Nationhood and Democracy

4. Discussion on Political, National and Democratic Issues (Primary)
5. Awareness of Political, National and Democratic Developments (Primary)
6. Participation in Political, National and Democratic Activities (Primary)
7. Patriotism (Primary)
8. Spirit of Unity (Primary)

Media & Digital Citizenship Domain

1. Access to Media (Primary)
2. Safety in Using the Internet (Primary)
3. Digital Literacy (Primary)

DEFINITION OF MYI'24 6 DOMAINS



The background is a dark purple color with abstract, glowing circuit-like lines in shades of pink, orange, and purple. On the left side, there are several icons: a grid of dots, a single circular icon with a vertical line, and a vertical column of four circular icons with internal lines. On the right side, there are more circuit-like lines and a grid of dots.

Research Methodology

RESEARCH METHODOLOGY OF MYI'24



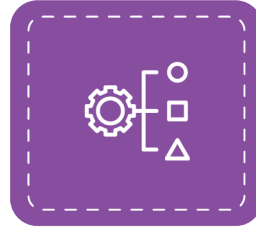
RESEARCH DESIGN

- Quantitative method (distribution of the i-GREAT survey instrument)
- Document analysis
- Secondary data



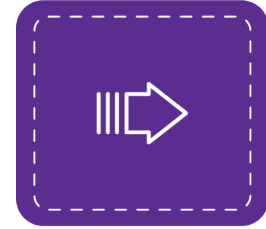
RESEARCH SAMPLE

- Youth aged 15–30 years across Malaysia
- 5,426 respondents across Malaysia



DATA COLLECTION

- Conducted using services of the IYRES Community Enumerator (ICE).
- 185 enumerators across Malaysia.
- 16 state supervisors
- 5 enumerators in the Pilot Study.



SAMPLING METHOD

- Respondents were selected to represent various ethnicities, genders, and localities of residence.
- Sampling utilised Enumeration Blocks (EB) and Living Quarters (LQ) provided by the Department of Statistics Malaysia (DOSM).

MYI'24 SCORING METHODOLOGY

Indicator
Score

$$p_{\text{indikator}} = \frac{\sum_k \frac{M_k - M_k^s}{R}}{n_{\text{item}}} \times 100 \quad k = 1, 2, \dots, n_{\text{item}}$$

Domain
Score

$$\bar{x}_{\text{domain}} = \frac{\sum_i \bar{x}_{\text{indikator}}}{n_{\text{indikator}}} \quad i = 1, 2, \dots, n_{\text{indikator}}$$

Index

$$\bar{x}_{\text{indeks}} = \frac{\sum_d \bar{x}_{\text{domain}}}{n_{\text{domain}}} \quad d = 1, 2, \dots, n_{\text{domain}}$$

Scale

M_k^s = nilai minimum skala R = nilai maksima skala – nilai minimum skala
 M_k = min n = bilangan

This study applies an index range with “0” as the minimum score and “100” as the maximum score. The higher the score, the better the overall quality of life and well-being of Malaysian youth, based on the scale shown below.



DOMAIN WEIGHTAGE OF MYI'24

BIL.	DOMAIN	WEIGHTAGE (%)		
		GLOBAL	ASEAN	MALAYSIA
1.	EDUCATION	25% <i>(Global Youth Index, 2016)</i>	30% <i>(Youth Development Index, 2017)</i>	20.0%
2.	ECONOMY	25% <i>(Global Youth Index, 2016)</i>	30% <i>(Youth Development Index, 2017)</i>	20.0%
3.	MENTAL & PHYSICAL WELL-BEING	25% <i>(Global Youth Index, 2016)</i>	30% <i>(Youth Development Index, 2017)</i>	20.0%
4.	POLITICAL SOCIALIZATION, NATIONHOOD AND DEMOCRACY	15% <i>(Global Youth Index, 2016)</i>	-	15.0%
5.	VALUES & IDENTITY	10% <i>(Global Youth Index, 2016)</i>	10% <i>(Youth Development Index, 2017)</i>	12.5%
6.	MEDIA & DIGITAL CITIZENSHIP	10.94% <i>(The Global Youth Wellbeing Index, 2017)</i>	-	12.5%
TOTAL		-	100%	100%

Sumber: First ASEAN Youth Development Index (2017); Global Youth Index and Report (2016) & (2020) dan The Global Youth Wellbeing Index (2017)

The background is a dark purple color with a network of glowing circuit lines in shades of pink, orange, and yellow. On the left side, there are several icons: a grid of dots, a single circular gauge icon, and a vertical column of four circular gauge icons. The central text is in a white, rounded, sans-serif font.

Benchmark Sources

BENCHMARK SOURCES OF MYI'24

Global Youth Development Index (YDI)

Score Findings:

2013: 0.700
2016: 0.729
2020: 0.775
2023: 0.802

Malaysian Youth Policy (MYP) 2015–2035

Six MYP Evaluation Mechanisms (2015–2035)

Twelfth Malaysia Plan (2021–2025)

Theme 2: Strengthening Security, Well-Being, and Inclusivity

Shared Prosperity Vision 2030 (SPV 2030)

Target Group: Youth

Ministry of Youth and Sports (RBS) Strategic

Strategic Thrust 1: Empowering inclusive youth development based on the Madani Youth Development Model.

Membangun Negara Madani

Eight Core Pillars:

1. Economy and Finance
2. Legislation
3. Institutions
4. Education
5. Culture
6. Society
7. Urban
8. Rural

The Madani Youth Development Model 2030

1. Quality Education and Training
2. Job Creation and Entrepreneurial Transformation
3. Physical Fitness and Well-Being
4. Youth Engagement and Voice

Sustainable Development Goals (SDG) 2030

- Goal 1: No Poverty
Goal 3: Good Health & Well-being
Goal 4: Quality Education
Goal 6: Clean Water & Sanitation
Goal 8: Decent Work & Economic Growth
Goal 17: Partnership for the Goals

ASEAN YDI

2017: 3/ 10 negara (Education; Employment & Opportunity; Health & Well-being ; & Participation & Engagement)

2021 : Values, Awareness & Identity)

2022 : 2/ 10 negara (Education & Skills; Health & Well-being; Employment & Opportunity; Participation & Engagement; Equity & Inclusion; Security & Safety; and ASEAN Values and Identity)

Pact For The Future 2024

- Sustainable development and financing development
- International peace and security
- Science, technology and innovation and digital cooperation
- Youth and future generations
- Transforming global governance

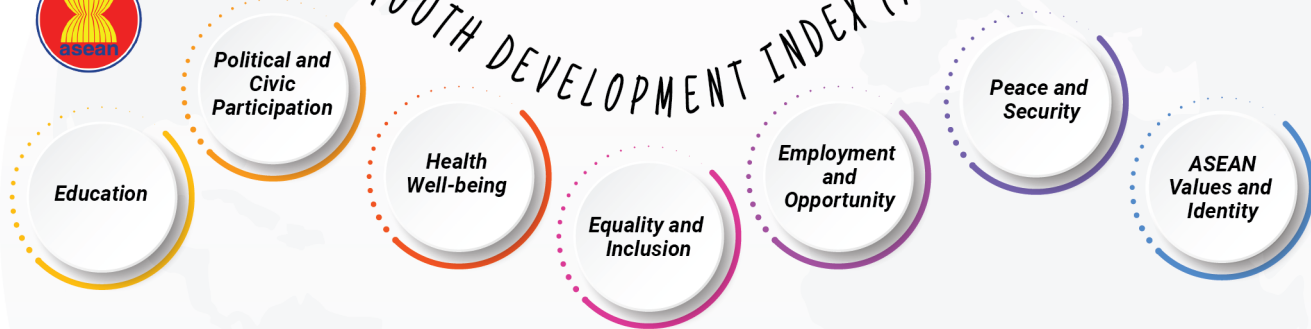
YOUTH DEVELOPMENT INDEX AT THE GLOBAL AND ASEAN LEVELS



GLOBAL YOUTH DEVELOPMENT INDEX (GYDI) 2023



ASEAN YOUTH DEVELOPMENT INDEX (YDI) 2022



YDI REPORT 2023

INFO !!

MALAYSIA

Overall YDI Score:
0.802 (Very High)

YDI Domains:

- **Education**
(0.845 (Very High))
- **Employment & Opportunity**
(0.952 (Very High))
- **Equality & Inclusion**
(0.965 (Very High))
- **Health & Well-being**
(0.805 (Very High))
- **Peace & Security**
(0.920 (Very High))
- **Political & Civic Participation**
(0.330 (Low))

Global Ranking:

Malaysia – 35/183 countries

Commonwealth Ranking:

Malaysia – 6/50 countries

Source:

Global Development Index & Report, 2023

YOUTH DEVELOPMENT INDEX (YDI)



MALAYSIAN YOUTH INDEX 2023 6 DOMAINS & 41 INDICATORS

- Education
- Economy
- Mental and Physical Well-Being
- Political, National and Democratic Socialisation
- Values and Identity
- Media and Digital Citizenship

Youth Age
Range
**15-30
years**



BRUNEI DARUSSALAM YOUTH DEVELOPMENT INDEX 2016 8 DOMAINS & 41 INDICATORS

- Self-Development
- Leisure Activities
- Values and Identity
- Health
- Self-Potential Assessment
- Multimedia Exposure
- Community Integration
- Social Issues

Youth Age
Range
**15-30
years**



PHILIPPINES YOUTH DEVELOPMENT INDEX 2016 5 DOMAINS & 17 INDICATORS

- Education
- Employment
- Health
- Participation
- Organisation

Youth Age
Range
**15-30
years**



INDONESIA YOUTH DEVELOPMENT INDEX 2016 5 DOMAINS & 20 INDICATORS

- Education
- Health
- Welfare
- Leadership Development
- Gender Sensitivity

Youth Age
Range
**15-30
years**



ASEAN YOUTH DEVELOPMENT INDEX 2022 7 DOMAINS & 30 INDICATORS

- Education & Skills
- Health & Well-being
- Employment & Opportunity
- Participation & Engagement
- Equity & Inclusion
- Security & Safety
- ASEAN Values and Identity

Youth Age
Range
**15-35
years**



COMMONWEALTH YOUTH DEVELOPMENT INDEX 2016 5 DOMAINS & 15 INDICATORS

- Education
- Health and Well-Being
- Employment
- Political Participation
- Civic Participation


Youth Age
Range
**15-29
years**

The background is a dark purple color with stylized circuit lines in shades of pink, orange, and light purple. On the left side, there are several icons: a grid of dots, a single target icon, and two larger target icons with arrows. On the right side, there are more circuit lines and a grid of dots.

MYI 2021-2025 12th MP Performance Targets

PERFORMANCE TARGETS FOR THE QUALITY AND WELL-BEING OF MALAYSIAN YOUTH 2021-2026

An incremental target of 0.5 score points per year has been set and endorsed at both the EPU and the KBS levels

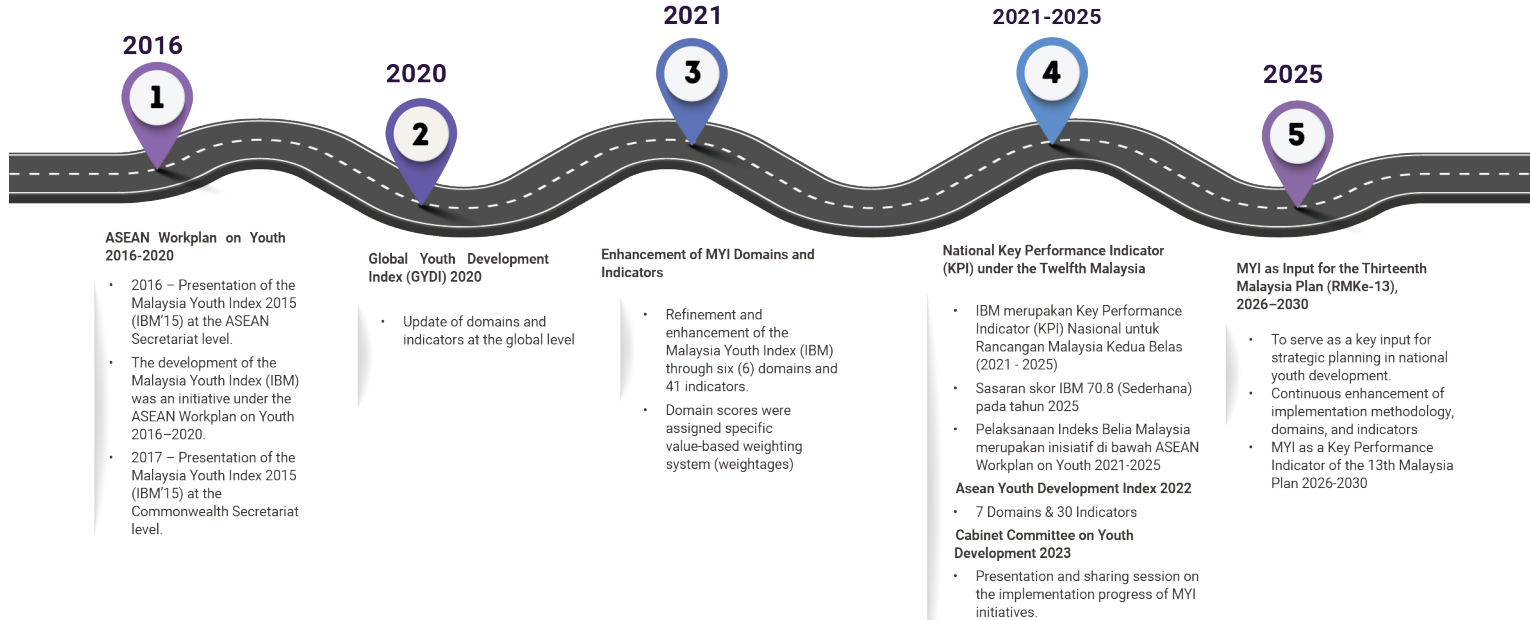


Source: Meeting on the Determination of Target Scores under the Twelfth Malaysia Plan (RMKe-12), 5 March 2020; Chapter 5, RMKe-12 Document (2021-2025); and the Mid-Term Review of the Twelfth Malaysia Plan, 2021-2025

The background is a dark purple color with a network of glowing circuit lines in shades of pink, orange, and purple. There are several circular icons with radiating lines, some containing a stylized 'p' or 'b' symbol, and a grid of small white dots. The main title is centered in a white, rounded, sans-serif font.

Chronology of the Malaysian Youth Index (MYI) Implementation

CHRONOLOGY OF MYI IMPLEMENTATION



EVOLUTION OF MYI DOMAINS AND INDICATORS



The background is a dark purple color with stylized circuit lines in shades of pink, orange, and light purple. There are several circular icons with radiating lines, some containing a central dot or a small figure, scattered across the page. A grid of small white dots is also visible in the upper left and middle left areas.

Definition of MYI'24 Domains and Indicators

EDUCATION DOMAIN

EDUCATION

Access to education, highest academic attainment, and the level of proficiency in reading and writing

EDUCATIONAL ATTAINMENT

Refers to the level of post-secondary education achieved by youth

SECONDARY EDUCATION ENROLMENT

The ratio of total secondary education enrolment (regardless of age) to the population corresponding to the official age group for that level of education

SECONDARY EDUCATION COMPLETION RATE

The percentage of youth who have completed secondary education

LITERACY RATE

The ability to read and write simple statements related to everyday life with understanding

TERTIARY EDUCATION ENROLMENT

The ratio of total tertiary education enrolment (regardless of age) to the population corresponding to the official age group for that level of education

ECONOMIC DOMAIN

ECONOMY

The economic status of an individual that reflects the level of their financial position

FINANCIAL SECURITY

A condition in which an individual has sound financial planning including savings or investments that allows them to enter retirement worry free

FINANCIAL LITERACY

The ability to apply knowledge and skills to manage financial resources effectively in order to achieve financial well-being.

DEBT-FREE STATUS

The ability to maintain a comfortable lifestyle while simultaneously having future savings and avoiding debt burdens

EMPLOYABILITY

The capability to obtain employment that matches one's qualifications

YOUTH UNEMPLOYMENT RATE

The proportion of youth who are unemployed (not working) compared to the total youth population in the labour force

MENTAL AND PHYSICAL WELL-BEING DOMAIN

MENTAL & PHYSICAL WELL-BEING

The level of health literacy, mental and physical well-being, and being free from diseases associated with lifestyle practices and risky behaviours

MENTAL HEALTH

The ability to cope with stress, anxiety, and depression arising from various circumstances

PERSONAL AND ENVIRONMENTAL SAFETY

A sense of security and freedom from fear

SANITATION

A system of maintaining personal and public hygiene

BMI (BODY MASS INDEX)

The ratio of body weight to height

LEISURE TIME

The frequency of activities based on personal interests, such as hobbies, recreational activities, entertainment, and participation in associations

MENTAL AND PHYSICAL WELL-BEING DOMAIN (CONTINUED)

MENTAL & PHYSICAL WELL-BEING

The level of health literacy, mental and physical well-being, and being free from diseases associated with lifestyle practices and risky behaviours

SMOKING/ VAPING

The rate of smoking or vaping among youth

BALANCED
DIETARY PRACTICE

Healthy and balanced eating habits practised by youth

ALCOHOL ABUSE

The harmful use of alcohol that can cause physical and mental damage

DRUG ABUSE

The use of drugs that contradicts their intended medical or therapeutic purpose

HIV RATE

The rate of HIV infection

MENTAL AND PHYSICAL WELL-BEING DOMAIN (CONTINUED)

MENTAL & PHYSICAL WELL-BEING

The level of health literacy, mental and physical well-being, and being free from diseases associated with lifestyle practices and risky behaviours

SEXUALLY TRANSMITTED INFECTIONS (STI)

Diseases that can affect the reproductive health system transmitted from an infected individual

AGE-SPECIFIC FERTILITY RATE (ASFR)

The number of live births per 1,000 women aged 15–30 years

CRUDE DEATH RATE (CDR)

The number of deaths per 1,000 persons aged 15–30 years

POLITICAL SOCIALIZATION, NATIONHOOD AND DEMOCRACY DOMAIN

POLITICAL SOCIALIZATION, NATIONHOOD AND DEMOCRACY

Involvement in political activities encompassing the existence of youth-related policies, voter education initiatives, formal youth representation, discussions, participation, and awareness of political, national, and democratic issues.

EXISTENCE OF YOUTH DEVELOPMENT POLICY

An officially endorsed action plan serving as a foundation for decisions or implementation related to youth readiness and advancement to higher levels of development

EXISTENCE OF VOTER EDUCATION

Programmes that raise awareness among diverse community groups and promote transparency and efficiency in election management, while planning, developing, and implementing initiatives that foster understanding of democracy and electoral processes

YOUTH FREEDOM OF EXPRESSION

He right and opportunity for youth to express opinions formally through trusted channels

DISCUSSION ON POLITICAL, NATIONAL AND DEMOCRATIC ISSUES

Engagement in discussions on political, national, and democratic matters with peers, family members, online acquaintances, teachers, and others

POLITICAL SOCIALIZATION, NATIONHOOD AND DEMOCRACY DOMAIN (CONTINUED)

POLITICAL SOCIALIZATION, NATIONHOOD AND DEMOCRACY

Involvement in political activities encompassing the existence of youth-related policies, voter education initiatives, formal youth representation, discussions, participation, and awareness of political, national, and democratic issues.

AWARENESS OF POLITICAL,
NATIONAL AND DEMOCRATIC
DEVELOPMENTS

The extent to which youth stay informed and up to date on political, national, and democratic matters

PARTICIPATION IN
POLITICAL, NATIONAL AND
DEMOCRATIC ACTIVITIES

Involvement in political-related activities, including voting, attending political talks or rallies, and active participation in political parties

PATRIOTISM

A strong sense of love and loyalty towards our country

SPIRIT OF UNITY

The display of social cohesion and solidarity within a community

VALUES AND IDENTITY DOMAIN

VALUES AND IDENTITY

Principles or guidelines for living, encompassing psychological traits, spirit, beliefs, personal convictions, self-worth, strengths, and capabilities within an individual that can be optimally developed towards achieving a noble character and strong sense of identity

RESILIENCE

The ability of an individual to remain committed in carrying out tasks despite facing various challenges and obstacles

SENSITIVITY/ CONCERN

Awareness and concern towards societal values and culture, as well as care for the environment

SOCIAL RELATIONSHIP

The bond and interaction between one individual and another

SELF-CONCEPT

Self-esteem refers to the degree of appreciation and recognition an individual has for themselves. Self-efficacy involves the belief in one's own ability to successfully perform and complete tasks

LIFESTYLE

Faith and manifestation of belief in God, serving as a moral compass that guides behaviour, shapes morality, and nurtures positive values

VALUES AND IDENTITY DOMAIN (CONTINUED)

VALUES AND IDENTITY

Principles or guidelines for living, encompassing psychological traits, spirit, beliefs, personal convictions, self-worth, strengths, and capabilities within an individual that can be optimally developed towards achieving a noble character and strong sense of identity

LEADERSHIP

The ability to lead effectively, make sound decisions, and manage challenging situations with confidence and responsibility

SELF-CONTROL

Self-control encompasses values such as sincerity, openness, honesty, trustworthiness, integrity, ethical conduct, reliability, keeping promises, and the capacity to resist negative influences and the potential of youth to avoid involvement in social misconduct

MEDIA & DIGITAL CITIZENSHIP DOMAIN

MEDIA & DIGITAL CITIZENSHIP

Refers to all forms of media and communication channels used to convey information, as well as the ability to manage and monitor behaviour when using technology encompassing ethics, norms, and cultural values

ACCESS TO MEDIA

Frequency of media usage

SAFETY IN
USING THE INTERNET

A sense of security when utilising digital technology, including online financial transactions

DIGITAL LITERACY

Proficiency in using digital media ethically and responsibly to obtain information and communicate effectively



MYI'24 Achievement Trends

MYI'24 HIGHLIGHTS

01 The overall MYI'24 score decreased by 0.8 points to 73.59, compared to MYI'23's score of 74.39

01

02 Three domains recorded an increase in MYI'24 namely Education, Mental & Physical Well-being, and Political Socialisation, Nationhood & Democracy

02

03 Three domains recorded a decline namely Economic, Values & Identity, and Media & Digital Citizenship.

03

04 The Political Socialisation, Nationhood & Democracy domain improved from the Unsatisfactory level (58.63) to the Moderate level (62.78)

04

05 The Values & Identity domain declined from the Very Satisfactory level (90.90) to the Satisfactory level (75.71)

05

10

To increase the overall score, strategic planning must focus on improving domain performance based on the three-tier framework

09

The overall quality and well-being of Malaysian youth are influenced by the ecosystem of eight target youth groups and ten implementing stakeholder groups that drive the national youth development agenda

08

The Economy, Mental & Physical Well-being, Political Socialisation, Nationhood & Democracy, and Media & Digital Citizenship domains are categorised under Tier 2: Targeted Intervention and Observation

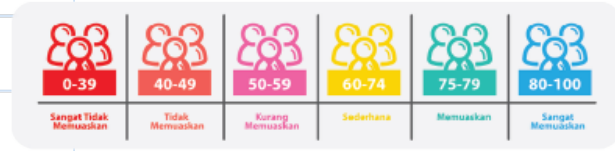
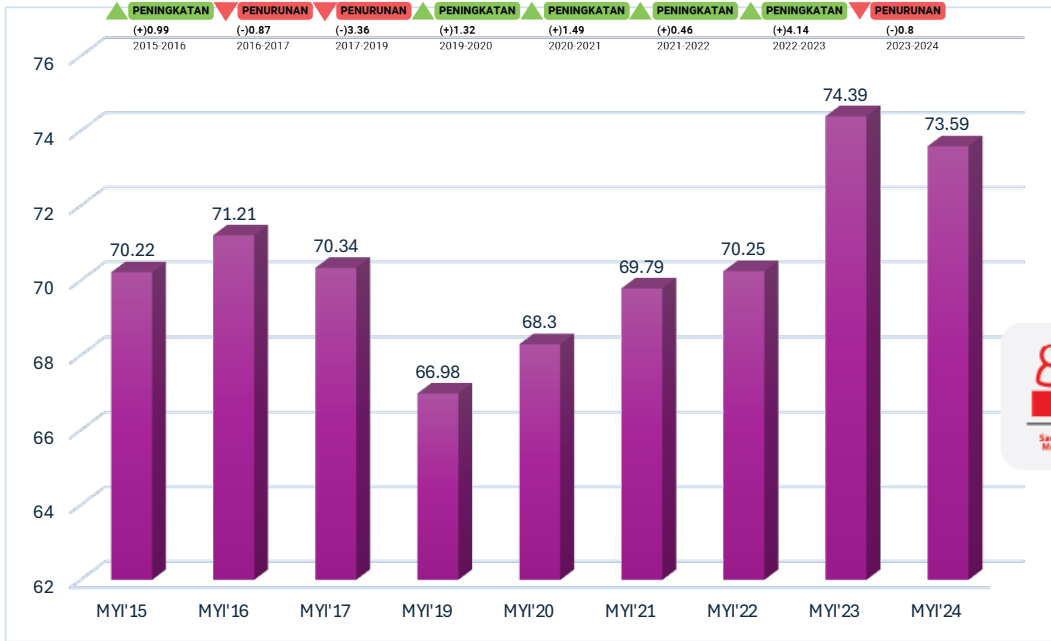
07

The Education and Values & Identity domains are categorised under Tier 1: Require Innovation Lea

06

Although the overall MYI'24 score decreased compared to MYI'23, no domain fell into Tier 3: Diagnostic Approach and Focus Group Discussion level in MYI'24.

TREND IN THE ACHIEVEMENT LEVELS OF MALAYSIAN YOUTH QUALITY AND WELL-BEING (2015-2024)



Sumber:
 Institut Penyelidikan Pembangunan Belia Malaysia (2024). Indeks Belia Malaysia. Putrajaya: IYRES.
 Institut Penyelidikan Pembangunan Belia Malaysia (2023). Indeks Belia Malaysia. Putrajaya: IYRES.
 Institut Penyelidikan Pembangunan Belia Malaysia (2022). Indeks Belia Malaysia. Putrajaya: IYRES.
 Institut Penyelidikan Pembangunan Belia Malaysia (2021). Indeks Belia Malaysia. Putrajaya: IYRES.
 Institut Penyelidikan Pembangunan Belia Malaysia (2020). Indeks Belia Malaysia. Putrajaya: IYRES.
 Institut Penyelidikan Pembangunan Belia Malaysia (2019). Kajian Penilaian Outcome Indeks Belia Malaysia. Putrajaya: IYRES.
 Institut Penyelidikan Pembangunan Belia Malaysia (2017). Kajian Penilaian Outcome Indeks Belia Malaysia. Putrajaya: IYRES.
 Institut Penyelidikan Pembangunan Belia Malaysia (2016). Kajian Penilaian Outcome Indeks Belia Malaysia. Putrajaya: IYRES.
 Institut Penyelidikan Pembangunan Belia Malaysia (2015). Indeks Belia Malaysia. Putrajaya: IYRES.

OVERALL SCORE FOR MYI'21, MYI'22, MYI'23, MYI'24

DOMAINS	DOMAIN SCORE				INDICATORS	INDICATORS SCORE			
	MYI'21	MYI'22	MYI'23	MYI'24		MYI'21	MYI'22	MYI'23	MYI'24
EDUCATION	82.50	83.64	84.00	86.74	1. Educational Attainment 2. Education Literacy 3. Secondary Education Enrolment 4. Secondary Education Completion Rate 5. Tertiary Education Enrolment	97.20 95.00 89.41 82.30 48.69	96.78 94.97 92.31 84.59 49.75	90.52 94.98 85.80 97.80 50.91	9710 94.98 91.75 9798 52.07
ECONOMIC	59.07	58.55	71.99	70.70	1. Financial Security 2. Financial Literacy 3. Debt-Free Status 4. Employability 5. Youth Unemployment Rate	50.45 62.90 45.08 42.10 9.20	41.67 62.72 47.74 44.02 7.40	57.80 77.21 59.32 64.94 3.34	59.41 77.27 57.83 6110 610
MENTAL AND PHYSICAL WELL-BEING	68.91	72.23	66.59	71.59	1. Mental Health 2. Personal and Environmental Safety 3. Sanitation 4. Body Mass Index (BMI) 5. Leisure Time 6. Smoking/Vaping 7. Balanced Dietary Practices 8. Alcohol Abuse 9. Drug Abuse 10. HIV Rate 11. Sexually Transmitted Infections (STI) Rate 12. Age-Specific Fertility Rate (ASFR) 13. Crude Death Rate (CDR)	88.03 84.20 33.70 59.00 48.49 16.39 46.01 0.01 0.10 0.02 0.04 53.60 0.58	88.98 89.47 67.85 42.05 42.43 26.47 44.69 0.01 0.08 0.02 0.04 58.20 0.60	88.69 86.07 68.40 42.27 42.27 31.86 47.92 7.40 0.18 0.02 0.04 33.50 0.15	86.35 35.28 6618 42.46 46.53 14.62 48.04 12.65 0.18 0.02 0.04 33.50 0.15
POLITICAL SOCIALIZATION, NATIONHOOD AND DEMOCRACY	60.31	58.64	58.63	62.78	1. Existence of Youth Development Policy 2. Existence of Voter Education 3. Youth Freedom of Expression 4. Discussion on Political, National and Democratic Issues 5. Awareness of Political, National and Democratic Developments 6. Participation in Political, National and Democratic Activities 7. Patriotism 8. Spirit of Unity	70.87 69.12 7119 47.63 42.86 35.52 65.40 79.89	88.12 67.21 68.09 47.34 42.87 43.66 63.37 77.44	67.72 67.68 79.89 43.98 35.85 45.67 62.54 74.57	6772 68.62 71.28 42.08 6702 43.24 63.89 78.35
VALUES & IDENTITY	75.00	74.22	90.90	75.71	1. Resilience 2. Sensitivity / Concern 3. Social Relationships 4. Self-Concept 5. Lifestyle 6. Leadership 7. Self-Control	67.62 68.50 74.01 74.30 78.67 74.50 87.28	75.34 6772 73.90 73.37 77.90 72.67 85.62	8718 85.20 90.47 92.02 93.94 92.47 95.00	70.29 66.77 74.46 75.04 78.59 75.90 87.94
MEDIA & DIGITAL CITIZENSHIP	74.23	73.21	77.77	71.24	1. Access to Media 2. Safety in using the Internet 3. Digital Literacy	88.33 81.70 72.65	64.63 84.57 70.43	69.78 78.89 86.63	64.26 79.92 69.54
SKOR KESELURUHAN						69.79	70.25	74.39	73.59

Notes:



- The overall achievement score for MYI'24 (73.59) decreased by 0.80 compared to MYI'23 (74.39).
- The score calculation was based on both primary and secondary data; and
- The score computation was weighted according to the priority of each domain.

SCORES OF MYI'21, MYI'22, MYI'23, AND MYI'24 BY DOMAIN AND INDICATOR

EDUCATION DOMAIN

DOMAINS	DOMAIN SCORE				INDICATORS	INDICATORS SCORE			
	MYI'21	MYI'22	MYI'23	MYI'24		MYI'21	MYI'22	MYI'23	MYI'24
EDUCATION	82.50	83.64	84.00	86.74	1. Educational Attainment	97.20	96.78	90.52	97.10
					PRIMARY				
					2. Education Literacy	95.00	94.97	94.98	94.98
					SECONDARY				
					3. Secondary Education Enrolment	89.41	92.11	85.80	91.75
					SECONDARY				
					4. Secondary Education Completion Rate	82.30	84.59	97.80	97.98
					SECONDARY				
					5. Tertiary Education Enrolment	48.59	49.75	50.91	52.07
					SECONDARY				



SCORES OF MYI'21, MYI'22, MYI'23, AND MYI'24 BY DOMAIN AND INDICATOR

EDUCATION DOMAIN (INDICATOR OVERALL SCORE)



EDUCATION

MYI'21

82.50
(Very Satisfactory)

MYI'22

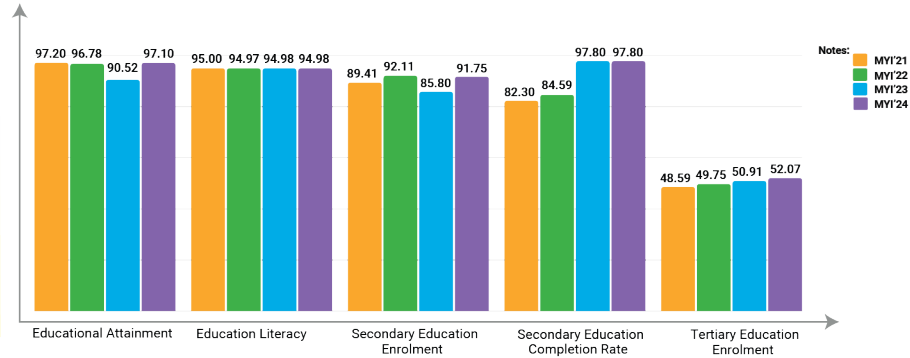
83.64
(Very Satisfactory)

MYI'23

84.00
(Very Satisfactory)

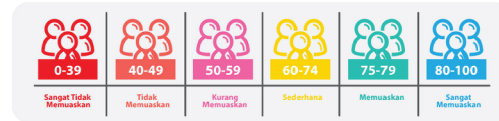
MYI'24

86.74
(Very Satisfactory)



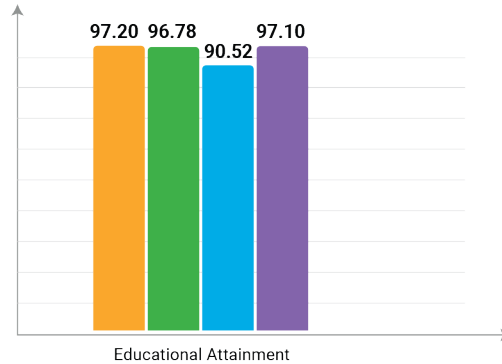

Notes:
■ MYI'21
■ MYI'22
■ MYI'23
■ MYI'24

Sumber:
 Institut Penyelidikan Pembangunan Belia Malaysia. (2024). Indeks Belia Malaysia 2024 (IBM'24). Putrajaya: MYRES Institut Penyelidikan Pembangunan Belia Malaysia. (2023). Indeks Belia Malaysia 2023 (IBM'23). Putrajaya: MYRES Institut Penyelidikan Pembangunan Belia Malaysia. (2022). Indeks Belia Malaysia 2022 (IBM'22). Putrajaya: MYRES Institut Penyelidikan Pembangunan Belia Malaysia. (2021). Indeks Belia Malaysia 2021 (IBM'21). Putrajaya: MYRES Institut Penyelidikan Pembangunan Belia Malaysia.




SCORES OF MYI'21, MYI'22, MYI'23, AND MYI'24 BY DOMAIN AND INDICATOR

EDUCATION DOMAIN (PRIMARY INDICATOR SCORE)



Notes:

- MYI'21
- MYI'22
- MYI'23
- MYI'24

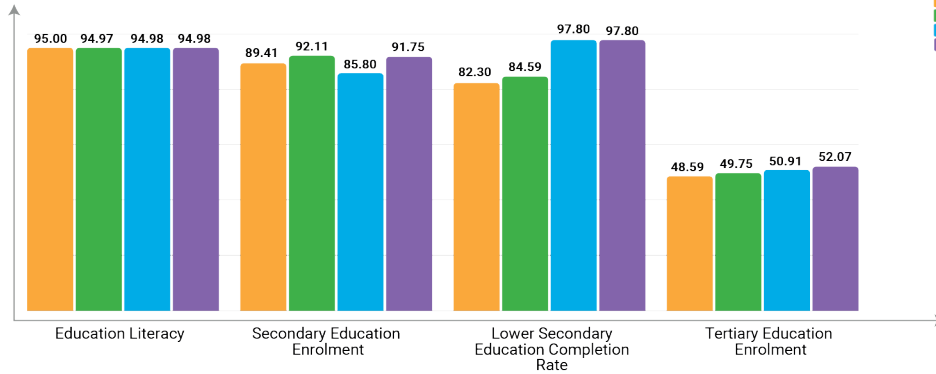


Sumber:
 Institut Penyelidikan Pembangunan Belia Malaysia. (2024). Indeks Belia Malaysia 2024 (IBM'24). Putrajaya: IYRES
 Institut Penyelidikan Pembangunan Belia Malaysia. (2023). Indeks Belia Malaysia 2023 (IBM'23). Putrajaya: IYRES
 Institut Penyelidikan Pembangunan Belia Malaysia. (2022). Indeks Belia Malaysia 2022 (IBM'22). Putrajaya: IYRES
 Institut Penyelidikan Pembangunan Belia Malaysia. (2021). Indeks Belia Malaysia 2021 (IBM'21). Putrajaya: IYRES


SCORES OF MYI'21, MYI'22, MYI'23, AND MYI'24 BY DOMAIN AND INDICATOR

EDUCATION DOMAIN (SECONDARY INDICATOR SCORE)

EDUCATION			
MYI'21	MYI'22	MYI'23	MYI'24
82.50 (Very Satisfactory)	83.64 (Very Satisfactory)	84.00 (Very Satisfactory)	86.74 (Very Satisfactory)



Notes:
■ MYI'21
■ MYI'22
■ MYI'23
■ MYI'24



Sumber:
 Institut Penyelidikan Pembangunan Belia Malaysia. (2024). Indeks Belia Malaysia 2024 (IBM'24). Putrajaya: MYRES Institut Penyelidikan Pembangunan Belia Malaysia. (2023). Indeks Belia Malaysia 2023 (IBM'23). Putrajaya: MYRES Institut Penyelidikan Pembangunan Belia Malaysia. (2022). Indeks Belia Malaysia 2022 (IBM'22). Putrajaya: MYRES Institut Penyelidikan Pembangunan Belia Malaysia. (2021). Indeks Belia Malaysia 2021 (IBM'21). Putrajaya: MYRES Institut Penyelidikan Pembangunan Belia Malaysia.

SCORES OF MYI'21, MYI'22, MYI'23, AND MYI'24 BY DOMAIN AND INDICATOR

ECONOMIC DOMAIN

DOMAINS	DOMAIN SCORE				INDICATORS	INDICATORS SCORE			
	MYI'21	MYI'22	MYI'23	MYI'24		MYI'21	MYI'22	MYI'23	MYI'24
ECONOMI	59.07	58.55	71.99	70.70	1. Financial Security	50.45	41.67	57.80	59.41
					PRIMARY				
					2. Financial Literacy	62.90	62.72	77.21	77.27
					PRIMARY				
					3. Debt Free Status	45.08	47.74	59.32	57.83
					PRIMARY				
					4. Employability	42.10	44.02	64.94	61.10
					PRIMARY				
					5. Youth Unemployment Rate	9.20	7.40	3.34	6.10
					SECONDARY				



0-39

Sangat Tidak Memuaskan



40-49

Tidak Memuaskan



50-59

Kurang Memuaskan



60-74

Sederhana



75-79

Memuaskan



80-100

Sangat Memuaskan

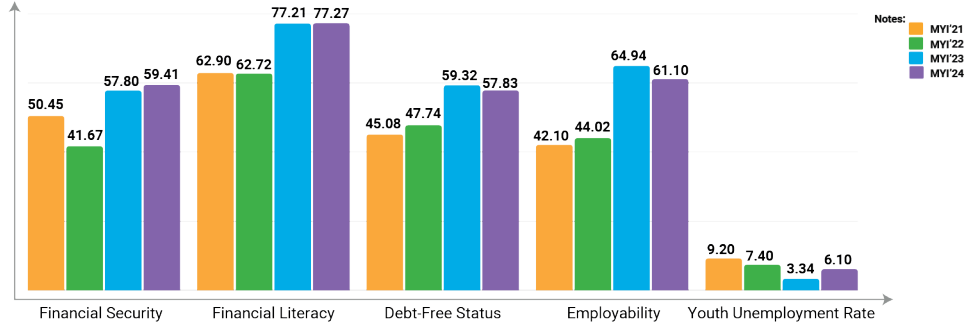
Note: According to the definition by the International Labour Organisation (ILO), an unemployment rate of less than 4% is considered as full employment. The Organisation for Economic Co-operation and Development (OECD) also defines an unemployment rate below 4 percent as full employment.

SCORES OF MYI'21, MYI'22, MYI'23, AND MYI'24 BY DOMAIN AND INDICATOR


ECONOMIC DOMAIN (INDICATOR OVERALL SCORE)

ECONOMIC

MYI'21 59.07 (Less Satisfactory)	MYI'22 58.55 (Less Satisfactory)
MYI'23 71.99 (Moderate)	MYI'24 70.70 (Moderate)



Sumber:
 Institut Penyelidikan Pembangunan Belia Malaysia. (2024). Indeks Belia Malaysia 2024 (IBM'24). Putrajaya: MYRES
 Institut Penyelidikan Pembangunan Belia Malaysia. (2023). Indeks Belia Malaysia 2023 (IBM'23). Putrajaya: MYRES
 Institut Penyelidikan Pembangunan Belia Malaysia. (2022). Indeks Belia Malaysia 2022 (IBM'22). Putrajaya: MYRES
 Institut Penyelidikan Pembangunan Belia Malaysia. (2021). Indeks Belia Malaysia 2021 (IBM'21). Putrajaya: MYRES



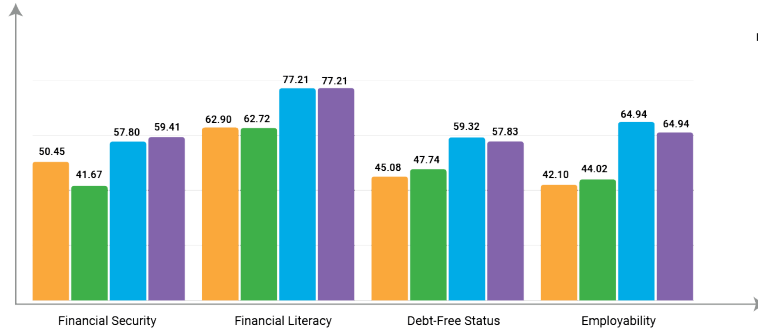
SCORES OF MYI'21, MYI'22, MYI'23, AND MYI'24 BY DOMAIN AND INDICATOR

ECONOMIC DOMAIN (PRIMARY INDICATOR SCORE)




ECONOMIC

MYI'21 59.07 (Less Satisfactory)	MYI'22 58.55 (Less Satisfactory)
MYI'23 71.99 (Moderate)	MYI'24 70.70 (Moderate)




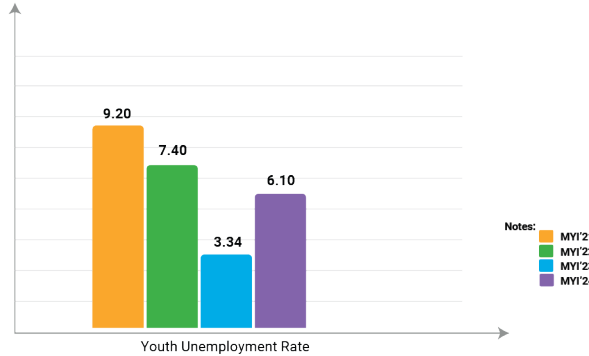

Notes:
 ■ MYI'21
 ■ MYI'22
 ■ MYI'23
 ■ MYI'24



Sumber:
 Institut Penyelidikan Pembangunan Belia Malaysia. (2024). Indeks Belia Malaysia 2024 (IBM'24). Putrajaya: IYRES
 Institut Penyelidikan Pembangunan Belia Malaysia. (2023). Indeks Belia Malaysia 2023 (IBM'23). Putrajaya: IYRES
 Institut Penyelidikan Pembangunan Belia Malaysia. (2022). Indeks Belia Malaysia 2022 (IBM'22). Putrajaya: IYRES
 Institut Penyelidikan Pembangunan Belia Malaysia. (2021). Indeks Belia Malaysia 2021 (IBM'21). Putrajaya: IYRES

SCORES OF MYI'21, MYI'22, MYI'23, AND MYI'24 BY DOMAIN AND INDICATOR

ECONOMIC DOMAIN (SECONDARY INDICATOR SCORE)



Sumber:
 Institut Penyelidikan Pembangunan Belia Malaysia. (2024). Indeks Belia Malaysia 2024 (IBM'24). Putrajaya: IYRES
 Institut Penyelidikan Pembangunan Belia Malaysia. (2023). Indeks Belia Malaysia 2023 (IBM'23). Putrajaya: IYRES
 Institut Penyelidikan Pembangunan Belia Malaysia. (2022). Indeks Belia Malaysia 2022 (IBM'22). Putrajaya: IYRES
 Institut Penyelidikan Pembangunan Belia Malaysia. (2021). Indeks Belia Malaysia 2021 (IBM'21). Putrajaya: IYRES

SCORES OF MYI'21, MYI'22, MYI'23, AND MYI'24 BY DOMAIN AND INDICATOR

MENTAL AND PHYSICAL WELL-BEING DOMAIN

DOMAINS	DOMAINS SCORE				INDICATORS	INDICATORS SCORE				
	MYI'21	MYI'22	MYI'23	MYI'24		MYI'21	MYI'22	MYI'23	MYI'24	
MENTAL AND PHYSICAL WELL-BEING	68.91	72.23	66.59	71.59	1. Mental Health	PRIMARY	85.03	88.56	68.69	86.35
					2. Personal and Environmental Safety	PRIMARY	54.20	69.47	36.97	35.28
					3. Sanitation	PRIMARY	33.70	67.85	69.40	66.18
					4. Body Mass Index (BMI)	PRIMARY	59.00	42.05	42.91	42.46
					5. Leisure Time	PRIMARY	48.49	42.43	42.27	46.53
					6. Smoking/Vaping	PRIMARY	16.39	26.47	31.86	14.62
					7. Balanced Dietary Practices	PRIMARY	46.11	44.69	47.92	48.04
					8. Alcohol Abuse	SECONDARY	0.01	0.01	7.40	12.65
					9. Drug Abuse	SECONDARY	0.10	0.08	0.18	0.18
					10. HIV Rate	SECONDARY	0.02	0.02	0.02	0.02
					11. Sexually Transmitted Infections (STI) Rate	SECONDARY	0.04	0.04	0.04	0.04
					12. Age-Specific Fertility Rate (ASFR)	SECONDARY	53.60	58.20	33.50	33.50
					13. Crude Death Rate (CDR)	SECONDARY	0.58	0.60	0.15	0.15



0-39

Sangat Tidak Memuaskan



40-49

Tidak Memuaskan



50-59

Kurang Memuaskan



60-74

Sederhana



75-79

Memuaskan

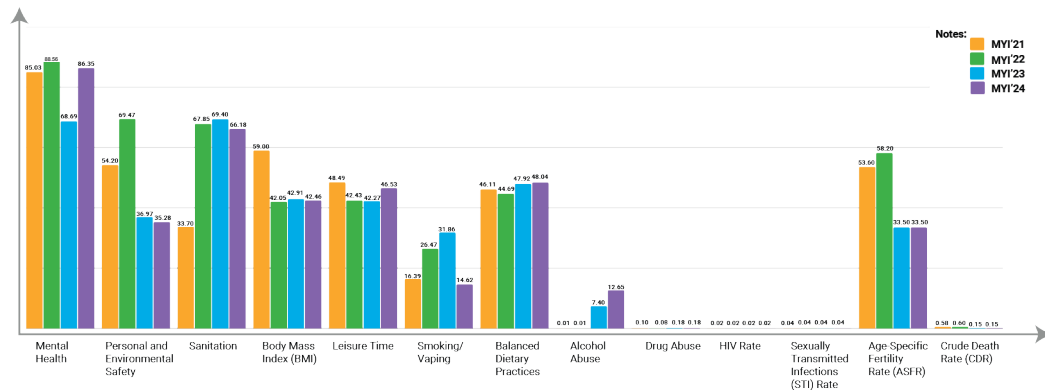



80-100

Sangat Memuaskan

SCORES OF MYI'21, MYI'22, MYI'23, AND MYI'24 BY DOMAIN AND INDICATOR

MENTAL AND PHYSICAL WELL-BEING DOMAIN (INDICATOR OVERALL SCORE)



Notes:
■ MYI'21
■ MYI'22
■ MYI'23
■ MYI'24

Sources:

Institut Penyelidikan Pembangunan Belia Malaysia. (2043). Indeks Belia Malaysia 2024 (IBM'24). Putrajaya: IVRES
 Institut Penyelidikan Pembangunan Belia Malaysia. (2023). Indeks Belia Malaysia 2023 (IBM'23). Putrajaya: IVRES
 Institut Penyelidikan Pembangunan Belia Malaysia. (2022). Indeks Belia Malaysia 2022 (IBM'22). Putrajaya: IVRES
 Institut Penyelidikan Pembangunan Belia Malaysia. (2021). Indeks Belia Malaysia 2021 (IBM'21). Putrajaya: IVRES

*Note: No Alcohol Abuse is 87.35 (Very Satisfactory)

**Note: No Drug Abuse is 99.82 (Very Satisfactory)

***Note: HIV Free Rate is 99.98 (Very Satisfactory)

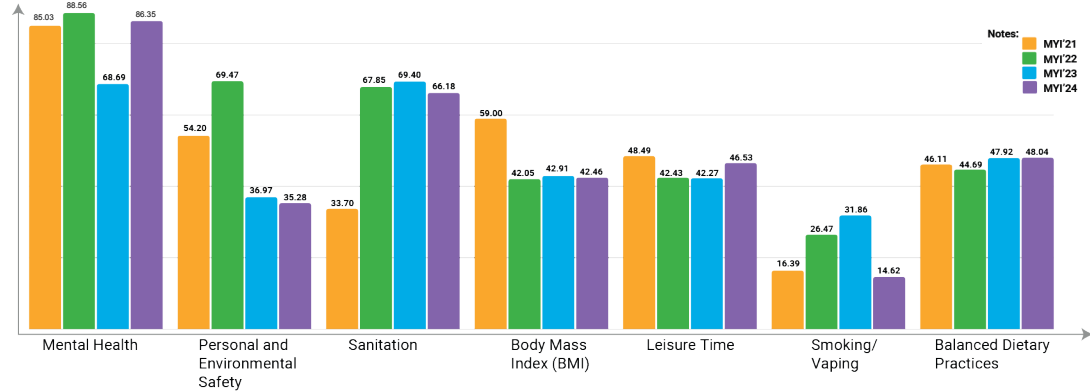

****Note: No STI Rate is 99.96 (Very Satisfactory)

*****Note: Crude Death Rate refers to the number of deaths per 1,000 population with a value of 5.4 for the Malaysian population as a whole



SCORES OF MYI'21, MYI'22, MYI'23, AND MYI'24 BY DOMAIN AND INDICATOR

MENTAL AND PHYSICAL WELL-BEING DOMAIN (PRIMARY INDICATOR SCORE)



Notes:
■ MYI'21
■ MYI'22
■ MYI'23
■ MYI'24

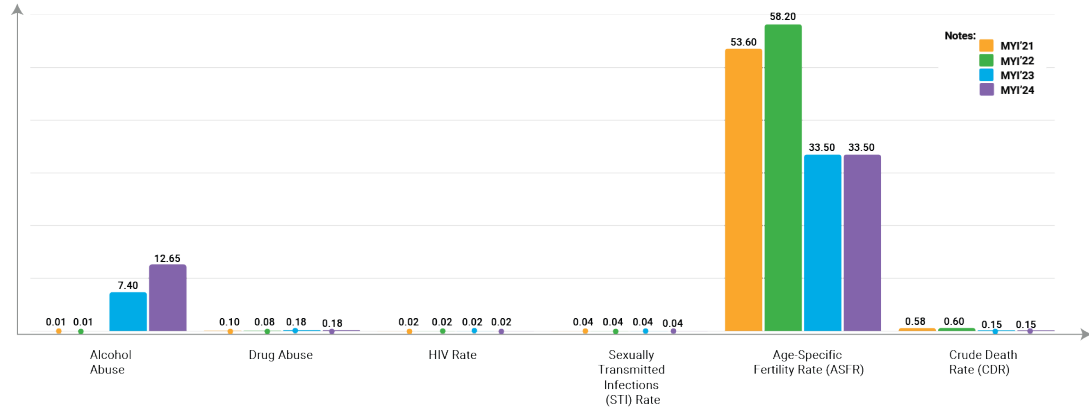

Sources:

Institut Penyelidikan Pembangunan Belia Malaysia. (2024). Indeks Belia Malaysia 2024 (IBM'24). Putrajaya: IYRES.
 Institut Penyelidikan Pembangunan Belia Malaysia. (2023). Indeks Belia Malaysia 2023 (IBM'23). Putrajaya: IYRES.
 Institut Penyelidikan Pembangunan Belia Malaysia. (2022). Indeks Belia Malaysia 2022 (IBM'22). Putrajaya: IYRES.
 Institut Penyelidikan Pembangunan Belia Malaysia. (2021). Indeks Belia Malaysia 2021 (IBM'21). Putrajaya: IYRES.



SCORES OF MYI'21, MYI'22, MYI'23, AND MYI'24 BY DOMAIN AND INDICATOR

MENTAL AND PHYSICAL WELL-BEING DOMAIN (SECONDARY INDICATOR SCORE)

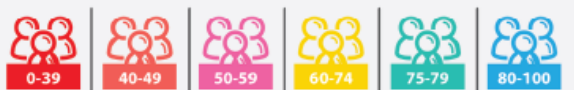


Sumber:
 Institut Penyelidikan Pembangunan Belia Malaysia. (2024). Indeks Belia Malaysia 2024 (IBM'24). Putrajaya: IYRES
 Institut Penyelidikan Pembangunan Belia Malaysia. (2023). Indeks Belia Malaysia 2023 (IBM'23). Putrajaya: IYRES
 Institut Penyelidikan Pembangunan Belia Malaysia. (2022). Indeks Belia Malaysia 2022 (IBM'22). Putrajaya: IYRES
 Institut Penyelidikan Pembangunan Belia Malaysia. (2021). Indeks Belia Malaysia 2021 (IBM'21). Putrajaya: IYRES



SCORES OF MYI'21, MYI'22, MYI'23, AND MYI'24 BY DOMAIN AND INDICATOR

POLITICAL SOCIALIZATION, NATIONHOOD AND DEMOCRACY

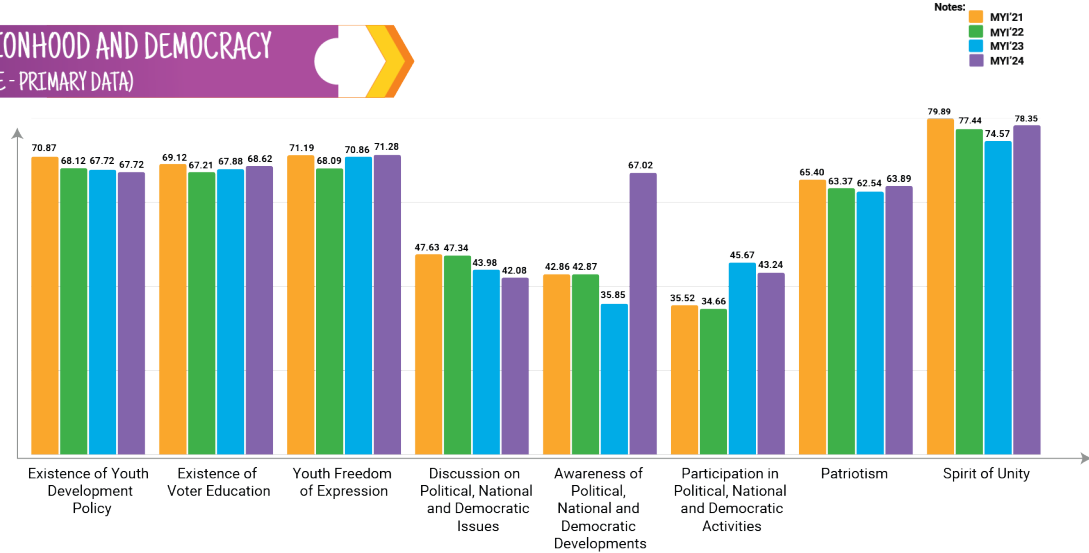
DOMAIN	DOMAIN SCORE				INDICATORS	INDICATORS SCORE				
	MYI'21	MYI'22	MYI'23	MYI'24		MYI'21	MYI'22	MYI'23	MYI'24	
<p>POLITICAL SOCIALIZATION, NATIONHOOD AND DEMOCRACY</p>  <p>0-39 40-49 50-59 60-74 75-79 80-100</p> <p>Sangat Tidak Memuaskan Tidak Memuaskan Kurang Memuaskan Sederhana Memuaskan Sangat Memuaskan</p>	60.31	58.64	58.63	62.78	1. Existence of Youth Development Policy	PRIMARY	70.87	68.12	67.72	67.72
					2. Existence of Voter Education	PRIMARY	69.12	67.21	67.88	68.62
					3. Youth Freedom of Expression	PRIMARY	71.19	68.09	70.86	71.28
					4. Discussion on Political, National and Democratic Issue	PRIMARY	47.63	47.34	43.98	42.08
					5. Awareness of Political, National and Democratic Developments	PRIMARY	42.86	42.87	35.85	67.02
					6. Participation in Political, National and Democratic Activities	PRIMARY	35.52	34.66	45.67	43.24
					7. Patriotism	PRIMARY	65.40	63.37	62.54	63.89
					8. Spirit of Unity	PRIMARY	79.89	77.44	74.57	78.35

SCORES OF MYI'21, MYI'22, MYI'23, AND MYI'24 BY DOMAIN AND INDICATOR


POLITICAL SOCIALIZATION, NATIONHOOD AND DEMOCRACY (INDICATOR OVERALL SCORE - PRIMARY DATA)

Political Socialization, Nationhood and Democracy

MYI'21 60.31 (Moderate)	MYI'22 58.64 (Less Satisfactory)
MYI'23 58.63 (Less Satisfactory)	MYI'24 62.78 (Moderate)



Source:
 Institut Penyelidikan Pembangunan Belia Malaysia. (2024). Indeks Belia Malaysia 2024 (IBM'24). Putrajaya: IYRES
 Institut Penyelidikan Pembangunan Belia Malaysia. (2023). Indeks Belia Malaysia 2023 (IBM'23). Putrajaya: IYRES
 Institut Penyelidikan Pembangunan Belia Malaysia. (2022). Indeks Belia Malaysia 2022 (IBM'22). Putrajaya: IYRES
 Institut Penyelidikan Pembangunan Belia Malaysia. (2021). Indeks Belia Malaysia 2021 (IBM'21). Putrajaya: IYRES



SCORES OF MYI'21, MYI'22, MYI'23, AND MYI'24 BY DOMAIN AND INDICATOR

VALUES AND IDENTITY DOMAIN

DOMAINS	DOMAINS SCORE				INDICATORS	INDICATORS SCORE				
	MYI'21	MYI'22	MYI'23	MYI'24		MYI'21	MYI'22	MYI'23	MYI'24	
VALUE&IDENTITY	75.00	75.22	90.90	75.71	1. Resilience	PRIMARY	67.52	75.34	87.18	70.29
					2. Sensitivity / Concern	PRIMARY	68.50	67.72	85.20	66.77
					3. Social Relationships	PRIMARY	74.01	73.90	90.47	74.46
					4. Self-Concept	PRIMARY	74.30	73.37	92.02	75.04
					5. Lifestyle	PRIMARY	78.87	77.90	93.94	79.59
					6. Leadership	PRIMARY	74.50	72.67	92.47	75.90
					7. Self-Control	PRIMARY	87.28	85.62	95.00	87.94



0-39

Sangat Tidak Memuaskan



40-49

Tidak Memuaskan



50-59

Kurang Memuaskan



60-74

Sedang



75-79

Memuaskan



80-100


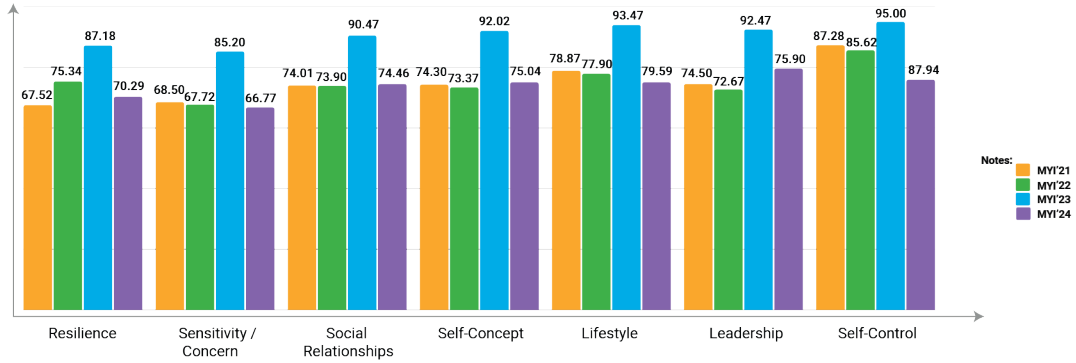
Sangat Memuaskan

SCORES OF MYI'21, MYI'22, MYI'23, AND MYI'24 BY DOMAIN AND INDICATOR

VALUES AND IDENTITY DOMAIN (INDICATOR OVERALL SCORE - PRIMARY DATA)

VALUES AND IDENTITY

MYI'21 75.00 (Satisfactory)	MYI'22 75.22 (Satisfactory)
MYI'23 90.90 (Very Satisfactory)	MYI'24 75.71 (Satisfactory)



Source: Institut Penyelidikan Pembangunan Belia Malaysia. (2024). Indeks Belia Malaysia 2024 (IBM'24). Putrajaya: IYRES Institut Penyelidikan Pembangunan Belia Malaysia. (2023). Indeks Belia Malaysia 2023 (IBM'23). Putrajaya: IYRES Institut Penyelidikan Pembangunan Belia Malaysia. (2022). Indeks Belia Malaysia 2022 (IBM'22). Putrajaya: IYRES Institut Penyelidikan Pembangunan Belia Malaysia. (2021). Indeks Belia Malaysia 2021 (IBM'21). Putrajaya: IYRES

SKOR IBM'21, IBM'22 IBM'23 DAN IBM'24 MENGIKUT DOMAIN DAN INDIKATOR

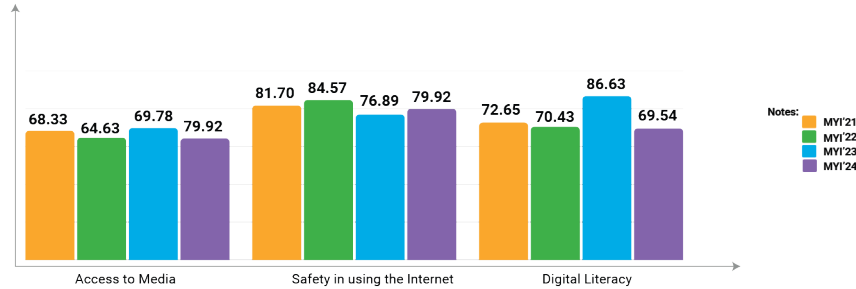
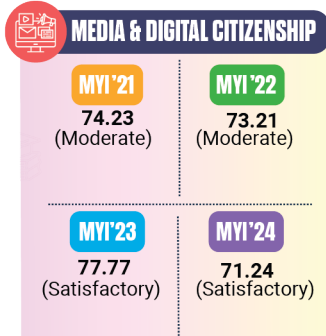
DOMAIN MEDIA & DIGITAL CITIZENSHIP

DOMAINS	DOMAINS SCORE				INDICATORS	INDICATORS SCORE			
	MYI'21	MYI'22	MYI'23	MYI'24		MYI'21	MYI'22	MYI'23	MYI'24
MEDIA & DIGITAL CITIZENSHIP	74.23	73.21	77.77	71.24	1. Access to Media	68.33	64.63	69.78	64.26
					PRIMARY				
					2. Safety in using the Internet	81.70	84.57	76.89	79.92
					PRIMARY				
					3. Digital Literacy	72.65	70.43	86.63	69.54
					PRIMARY				




SCORES OF MYI'21, MYI'22, MYI'23, AND MYI'24 BY DOMAIN AND INDICATOR

MEDIA & DIGITAL CITIZENSHIP DOMAIN (INDICATOR OVERALL SCORE - PRIMARY DATA)



Notes:
■ MYI'21
■ MYI'22
■ MYI'23
■ MYI'24



Source:
 Institut Penyelidikan Pembangunan Belia Malaysia. (2024). Indeks Belia Malaysia 2024 (IBM'24). Putrajaya: IYRES
 Institut Penyelidikan Pembangunan Belia Malaysia. (2023). Indeks Belia Malaysia 2023 (IBM'23). Putrajaya: IYRES
 Institut Penyelidikan Pembangunan Belia Malaysia. (2022). Indeks Belia Malaysia 2022 (IBM'22). Putrajaya: IYRES
 Institut Penyelidikan Pembangunan Belia Malaysia. (2021). Indeks Belia Malaysia 2021 (IBM'21). Putrajaya: IYRES

The background is a dark purple color with a network of glowing circuit lines in shades of pink, orange, and purple. There are several circular icons: a grid of dots with a central power button symbol, and a cluster of four circular icons containing stylized human figures. The main title is centered in a white, rounded, sans-serif font.

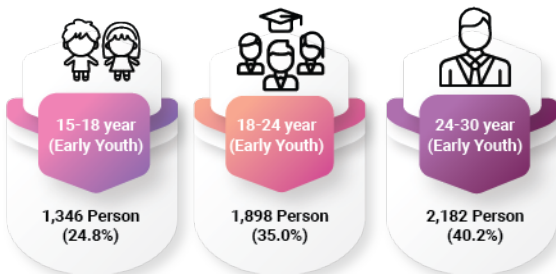
Demographic Profile of MYI'24 Respondents

DEMOGRAPHIC BACKGROUND OF RESPONDENTS (N = 5,426)

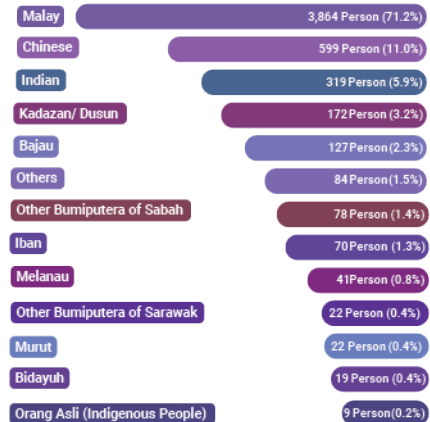
GENDER




AGE



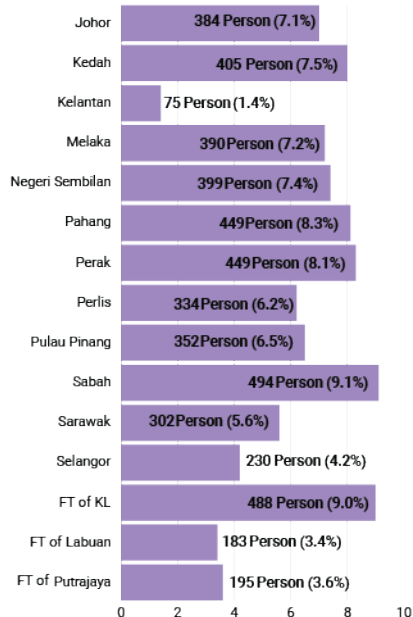
ETHNICITY



RELIGION



STATES

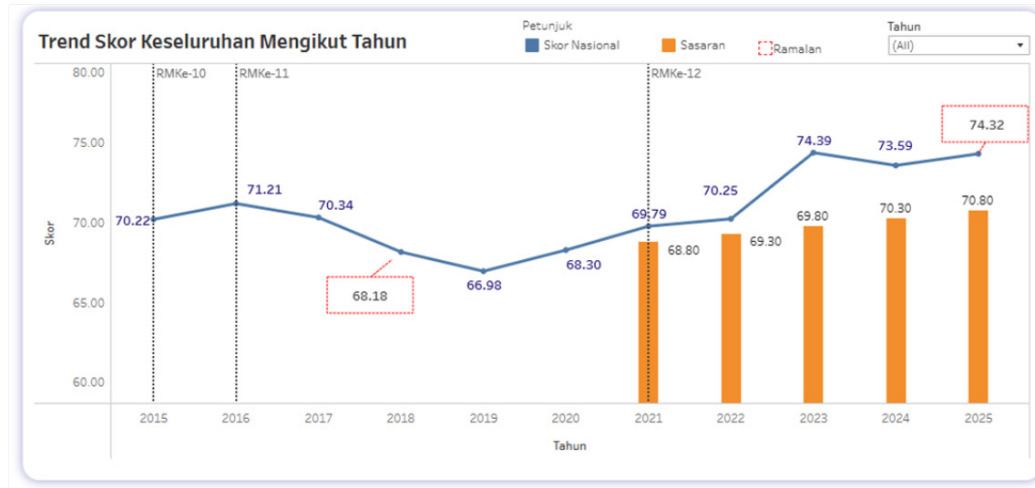


The background is a dark purple color with a network of glowing, multi-colored lines (pink, orange, purple) that resemble circuit traces or data paths. These lines are scattered across the page, with some forming larger shapes like a grid in the top left and bottom right. There are also several circular icons with a central dot and radiating lines, some of which are partially obscured by the lines. The main title is centered in a white, rounded, sans-serif font.

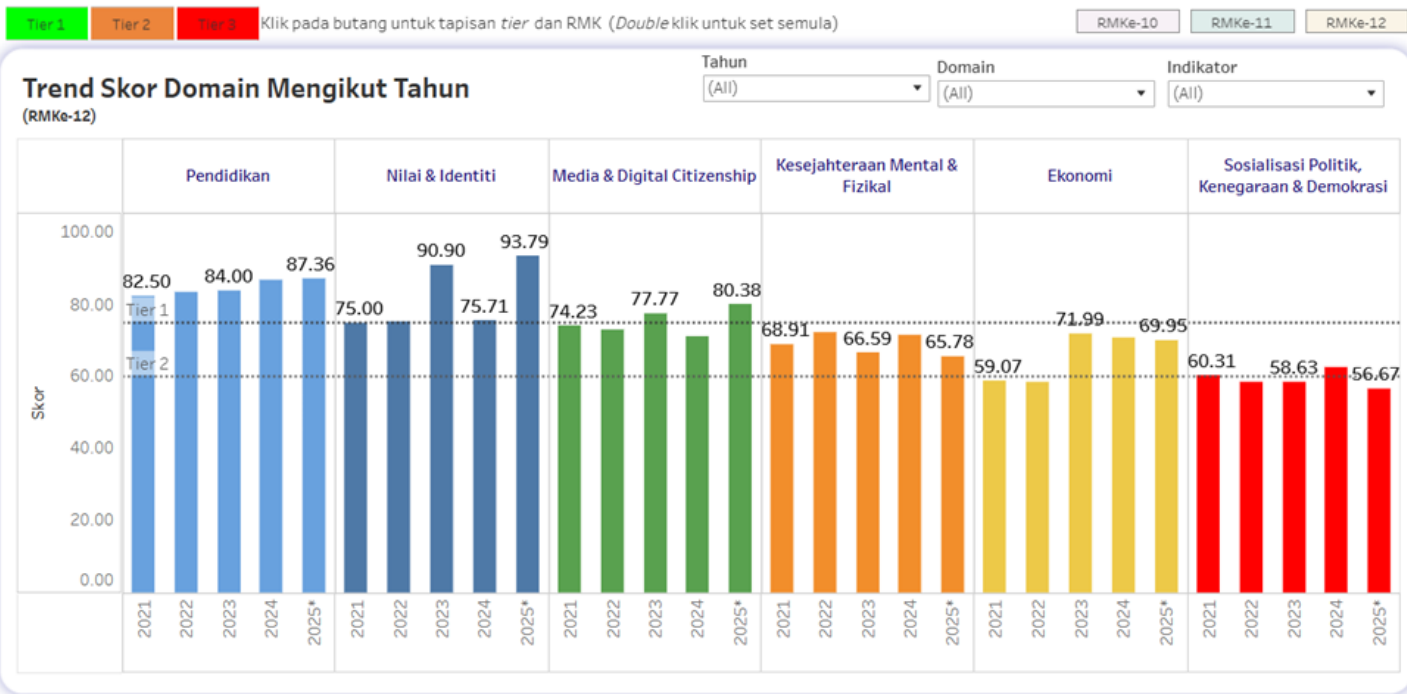
Analytical Model of the Malaysian Youth Index

1

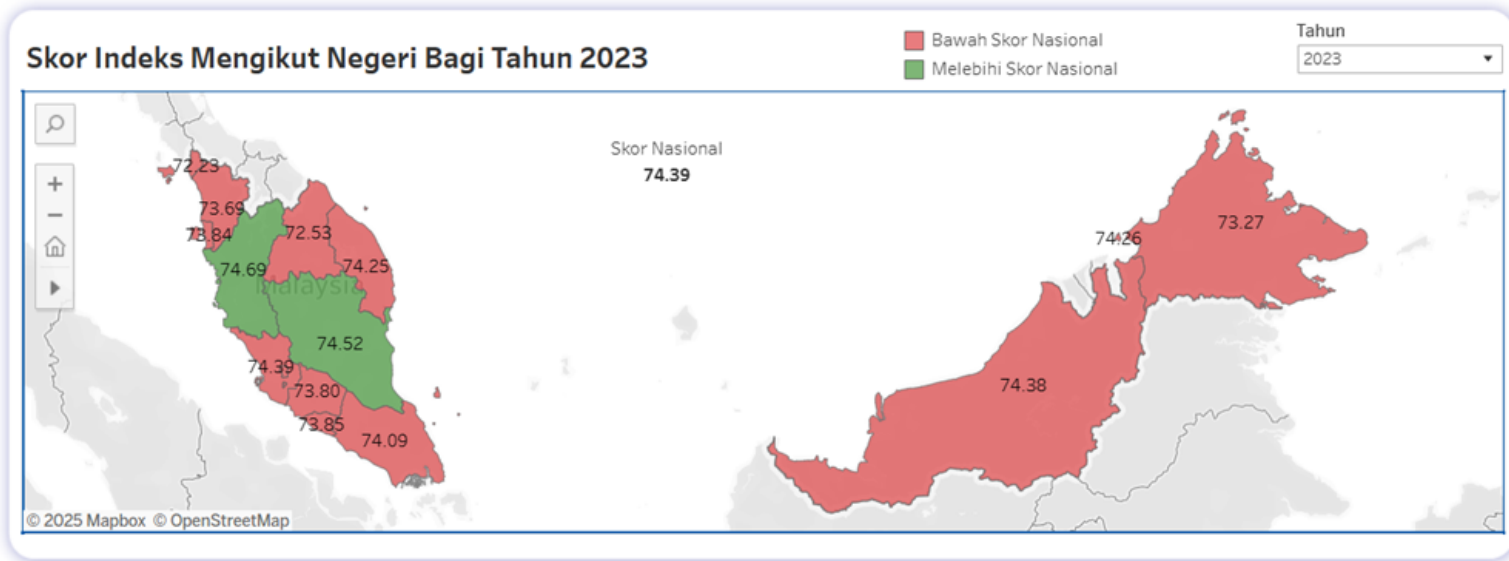
Quality of Life and Well-Being of Malaysian Youth



- This predictive analysis was conducted to determine the projected IBM scores for years in which data collection was not carried out.
- Four (4) forecasting models were applied in this analysis namely Linear, Polynomial Order 2, Moving Average, and Power with the aim of identifying the most relevant and practical model to be used as the basis for performance targets (KPI).
- Through the Youth Dashboard, there are three reporting scopes; the achievement of youth quality of life and well-being, the achievement of youth quality of life and well-being by state; and the effectiveness of youth development programmes.

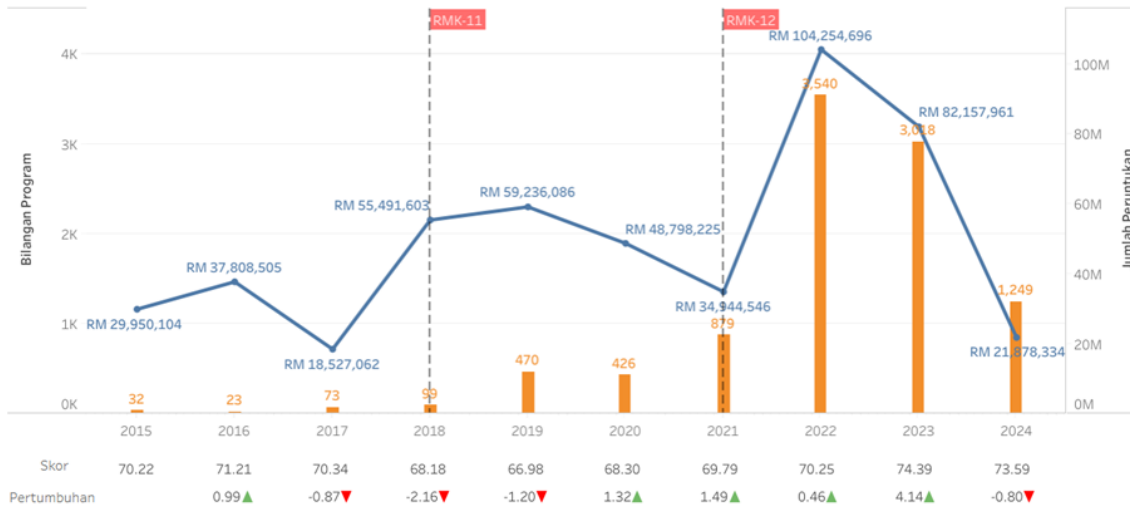


- Trend of Scores by Domain for the Twelfth Malaysia Plan Period (2021–2025);
- The 2025 score is derived through an analytical model developed based on the scores from the years 2021 to 2024.



- The achievement scores for the quality of life and well-being of Malaysian youth are presented by state, in comparison with the national-level score

Peruntukan Pembangunan Belia Massa Mengikut Tahun



- The achievement scores for the quality of life and well-being of Malaysian youth to report the effectiveness of youth development programmes/ activities

The background is a dark purple color with a network of glowing circuit lines in shades of pink, orange, and purple. There are several circular icons with radiating lines, some of which are partially obscured by the text. The text is centered and reads:

Malaysian Youth Index (MYI) Achievement at the National Level

MYI ACHIEVEMENT AT THE NATIONAL LEVEL (PRESENTATION)

1 National KPIs under the 11th Malaysia Plan (2016–2020) and the 12th Malaysia Plan (2021–2025)

1

Evaluation Mechanism for the Malaysian Youth Policy (DBM) 2015–2035:
• Malaysia Youth Index (MYI) • Positive Youth Development 8C Study
• Malaysian Youth Asset Study • International benchmarking

2

3 Government-Wide Approach through cross-ministerial collaboration for youth development 2016–2021

3

4 7 Mac 2019, Pembentangan Indeks Belia Malaysia di Seminar Youth 3 Cyber Wellness in The Digital Era in Conjunction of Safer Internet Day (SID) 2019 #mydigitalH20 (2019)

5

6 Presentation at the National Social Council 2016

6

7 Presentation at the Technical Working Group (2021 - 2025)

7

8 IYRES Townhall Sessions (2020, 2021, 2022 & 2023)

8

9 13 Mac 2023, Presentation to the Cabinet Committee on Youth Development

9

10 3 November 2022, Statistics Forum by the Department of Statistics Malaysia (DOSM) and Universiti Malaysia Pahang (UMP)

10

11 Presentation at the State Youth Executive Council (Exco) level:
• Kelantan • Sabah
• Pahang • Sarawak

11

12 26 Oktober 2023, Presentation and publication at the National Drug Science Symposium

12

13 13 Disember 2023, Engagement Session with the Department of National Unity Regarding the Formation of the MYI

13

14 20 Mei 2023, Sharing Session on the MYI during Pre-departure Training for Malaysia - South Korea International Youth Exchange Program

14

15 27 September 2025, Participation in the Rakita Podcast (Akar Belia) Episode Titled "Understanding the Malaysia Youth Index."

15

21 Julai 2025, Sharing Session during the World Population Day Celebration at the Federal Territory of Kuala Lumpur Level

MALAYSIAN YOUTH INDEX ACHIEVEMENT AT THE NATIONAL LEVEL (PUBLICATIONS)

Newspaper Article:
"Youth Vying for Employment to Endure the Pandemic Phase"

17

Journal/Article:
"Financial Behaviour, Social Relations, Stress and Financial Vulnerability Among Youth in Malaysia" (Malaysian Journal of Consumer and Family Economics (MAJCAFE), Vol. 30, 2023)

19

Journal Article:
"Values and Identity of Youth Based on the Malaysia Youth Index (MYI'22, 2025" Jurnal Perspektif (2025), Vol. 17, No. 1, pp. 99–112.

21

Drug Addiction Issues Among Malaysian Youth: A Literature Review
Malaysian Anti-Drugs Journal, Volume 16, No. 1, June 2024.

23

The Role of Social Support in Influencing Youth Mental Well-Being: An Empirical Study
International Conference on Social Sciences and Humanities 2025 (ICOH), 2025, pp. 61–72.

25

Technical And Vocational Education And Training(TVET) System And Financing: A Cross-Country Comparison
Asia Pacific Journal of Youth Studies (APJYS) Vol 16, Issue 2 2025, 84 - 108

27

16

Astro Awani:
"Malaysia Youth Index Score Must Be Improved – Ahmad Zahid"

18

Newspaper Article:
"Empowering the Gig Economy Builds Resilient Youth"

20

Conference Paper:
"Mental and Physical Well-Being of Malaysian Youth, 2023" Proceedings of the 3rd Counselling, Social Science & Education Seminar (SKSSP), pp. 194–203, 9 September 2023.

22

Conference e-Proceedings:
"A Study on the Mental Health and Well-Being of Malaysian Youth: Analysis of the Malaysia Youth Index (MYI) 2021 and 2022" e-Proceedings of the Lifelong Learning Seminar 2024, pp. 359–368.

24

The Youth Generation as Future Leaders of the Nation
Fact Bulletin: Edition II, October 2023.

26

Understanding the employment Challenges of TVET-Trained Youth Malaysia: A study on Vulnerability, Job Search Behavior, and Educational Impact
Asia Journal of Research in Education and Social Sciences. Vol.6.No.4, 479-491.2024

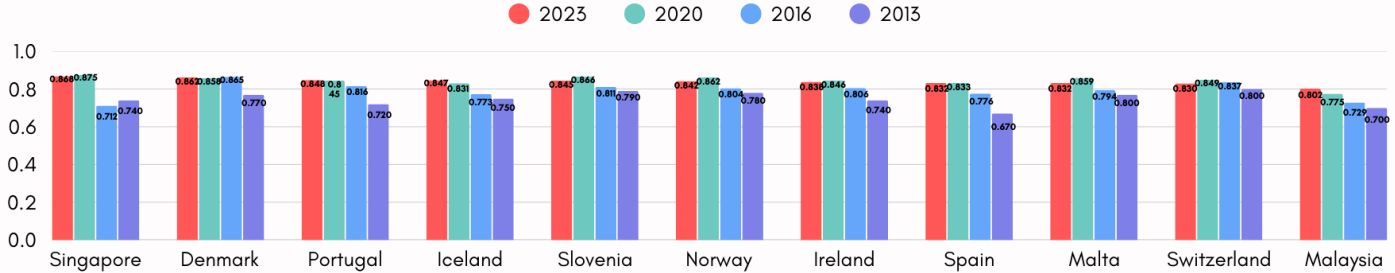
The background is a dark purple color with a network of glowing circuit lines in shades of pink, orange, and purple. There are several circular icons with radiating lines, some of which are partially obscured by the circuit lines. The text is centered in a white, bold, sans-serif font.

Malaysian Youth Index (MYI) Achievement at the International Level

MYI ACHIEVEMENT AT INTERNATIONAL LEVEL (PRESENTATION AND PUBLICATION)

<p>01</p> <p>Referenced By:</p> <ul style="list-style-type: none">• Commonwealth Secretariat for the development of the Commonwealth Youth Index (2013)• ASEAN Secretariat for the development of the ASEAN Youth Development Index (2016)• Strategies outlined in the ASEAN Work Plan on Youth (2016–2020, 2021–2025)	<p>02</p> <ul style="list-style-type: none">• Appointed as Task Force Member for the development of the ASEAN Youth Development Index (2016–2020)• Appointed as Task Force Member for the development of the ASEAN Youth Development Index (2021–2025)	<p>03</p> <p>Served as Panel Member for the Emirates Center for Strategic Studies and Research (ECSSR): “The Role of the Malaysian Youth Index as Result-Based Management for the Malaysian Youth Policy” (2016)</p>	<p>04</p> <p>Commonwealth-Level Presentation on “Evidence-Based Policies on Youth Development in Asia and Southeast Asia Workshop”, Bangkok, Thailand (2017)</p>
<p>05</p> <p>Journal/Article: “Youth and Mental Health Problems in Malaysia” (International Journal of Academic Research in Business & Social Sciences)</p>	<p>06</p> <p>Journal/Article: “The Prevalence and Underlying Factors of Mental Health Disorders in Malaysian Youth” (Journal of Affective Disorders Reports)</p>	<p>07</p> <p>Presentation at The Annual Meeting of the Russian-Islamic World Strategic Vision Group 2025 in Kazan, Russia</p>	<p>08</p> <p>Presentation and Sharing Session on “Overview of Youth Development in Malaysia” on conjunction with the 4th ASEAN Leaders Interface with ASEAN Youth at Crown Plaza Kuala Lumpur City Centre (2025)</p>

COMPARISON OF THE QUALITY OF LIFE AND WELL-BEING OF MALAYSIAN YOUTH AT THE INTERNATIONAL LEVEL - POSITION AMONG COUNTRIES WORLDWIDE



2023	1	2	3	4	5	6	7	8	9	10	35
2020	1	5	10	15	2	3	9	14	4	7	50
2016	43	2	9	25	12	16	15	22	20	4	34
2013	23	16	41	20	10	12	25	73	14	7	52

Indicators:

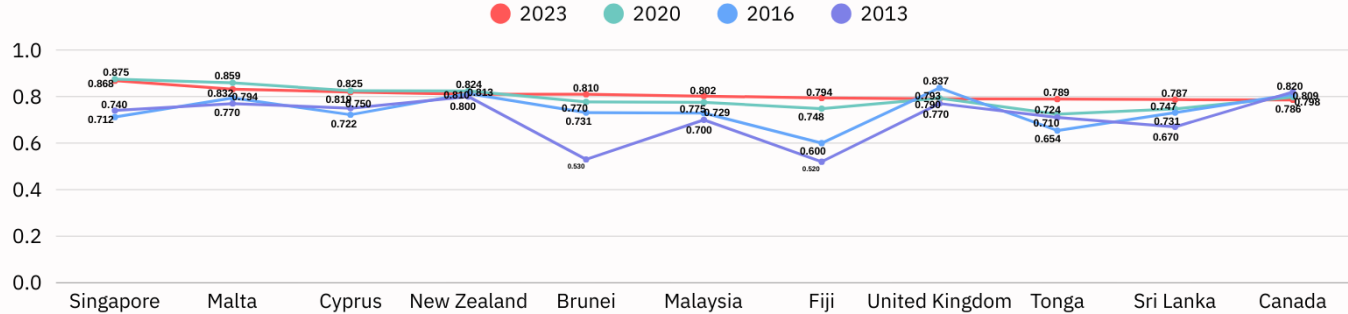
0.000-0.675 **Low**
 0.675-0.738 **Medium**
 0.738-0.798 **High**
 0.798-1.000 **Very High**

Note:

2013: Malaysia ranked 52nd out of 170 countries
 2016: Malaysia ranked 34th out of 183 countries
 2020: Malaysia ranked 50th out of 181 countries
 2023: Malaysia ranked 35th out of 183 countries

Source: Global Youth Development Index (GYDI) 2013, 2016, 2020 & 2023

COMPARISON OF THE QUALITY OF LIFE AND WELL-BEING OF MALAYSIAN YOUTH AT THE INTERNATIONAL LEVEL - POSITION AMONG COMMONWEALTH COUNTRIES



2023	1	2	3	4	4	6	7	8	9	10	11
2020	1	2	3	4	10	11	13	8	18	14	6
2016	11	5	10	3	7	9	25	2	18	7	4
2013	8	4	6	3	31	17	32	5	16	19	2

Indicators:


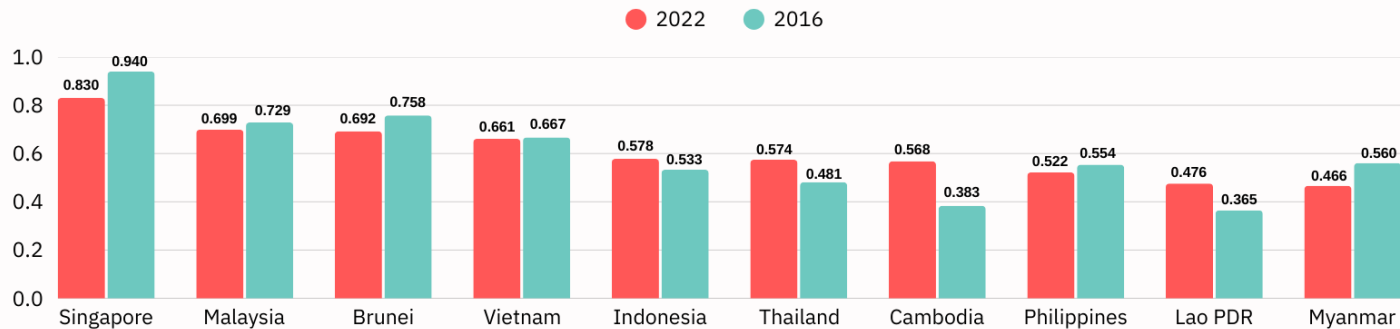
0.000-0.675 **Low**
 0.675-0.738 **Medium**
 0.738-0.798 **High**
 0.798-1.000 **Very High**

Note:

2013: Malaysia ranked 17th out of 51 countries
2016: Malaysia ranked 9th out of 49 countries
2020: Malaysia ranked 11th out of 48 countries
2023: Malaysia ranked 6th out of 50 countries

Source: Global Youth Development Index (GYDI) 2013, 2016, 2020 & 2023

COMPARISON OF THE QUALITY OF LIFE AND WELL-BEING OF MALAYSIAN YOUTH AT THE INTERNATIONAL LEVEL - POSITION AMONG ASEAN COUNTRIES



Indicators:

0.000-0.675	Low
0.675-0.738	Medium
0.738-0.798	High
0.798-1.000	Very High

Note:

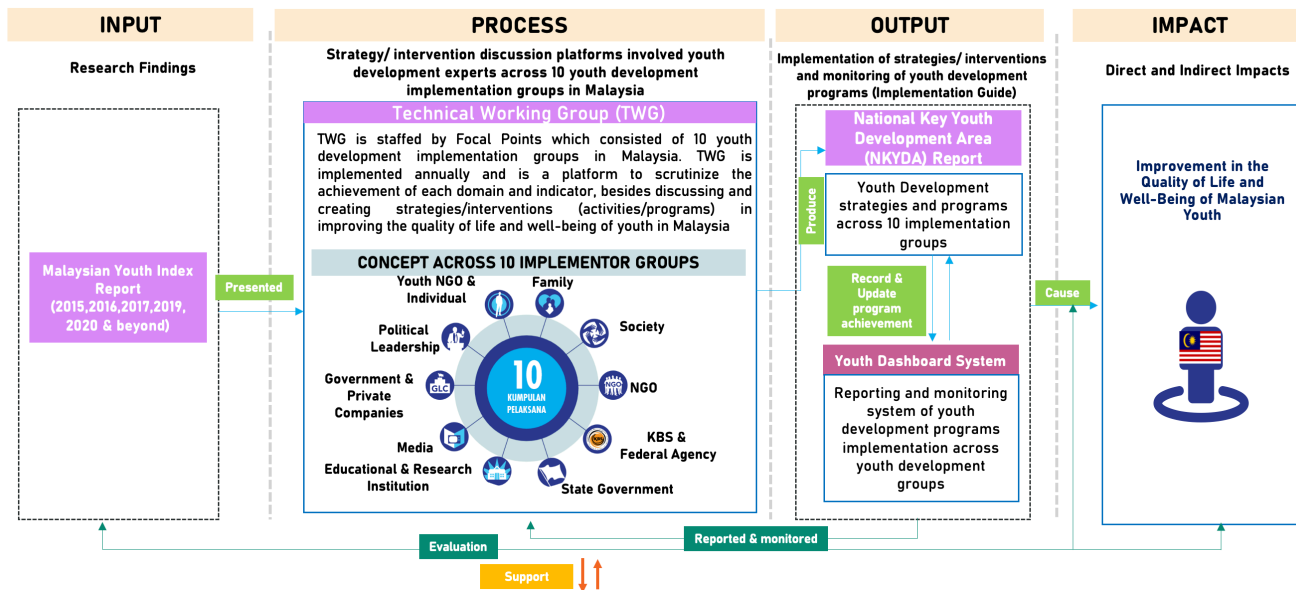
2016: Malaysia ranked 3rd out of 10 countries
 2022: Malaysia ranked 2nd out of 10 countries

Source: YDI 2016 & 2022

The background is a dark purple color with a network of glowing circuit lines in shades of pink, orange, and purple. There are several circular icons with radiating lines, some of which are partially obscured by the circuit lines. The text is centered in a white, bold, sans-serif font.

Strategies to Enhance the Malaysian Youth Index (MYI) Achievement

IMPLEMENTATION OF YOUTH QUALITY OF LIFE AND WELL-BEING MONITORING THROUGH THE NATIONAL KEY YOUTH DEVELOPMENT AREA (NKYDA)



- Shared Prosperity Vision 2030
- National KPI (11th & 12th Malaysia Plan)
- KBS Strategic Plan 2021–2025

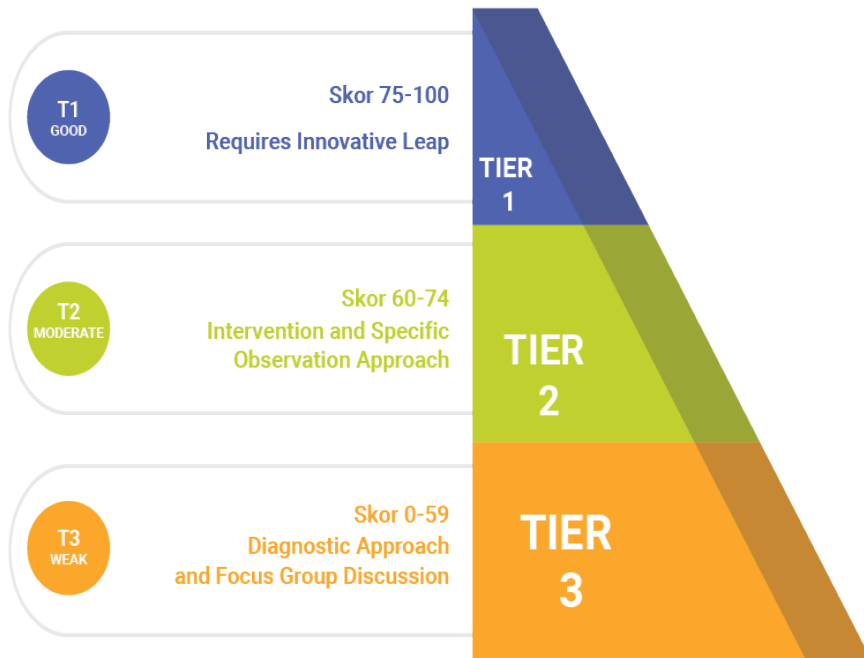
- Malaysian Youth Policy (DBM) 2015–2035
- IYRES Strategic Plan 2021–2025
- Madani Youth Development Model 2030

- National Financial Literacy Strategy 2019–2023
- Act 668
- Global Youth Development Index 2023

- ASEAN Work Plan on Youth (2016–2020) & (2021–2025)
- Sustainable Development Goals (SDG) 2030
- ASEAN Youth Development Index 2022

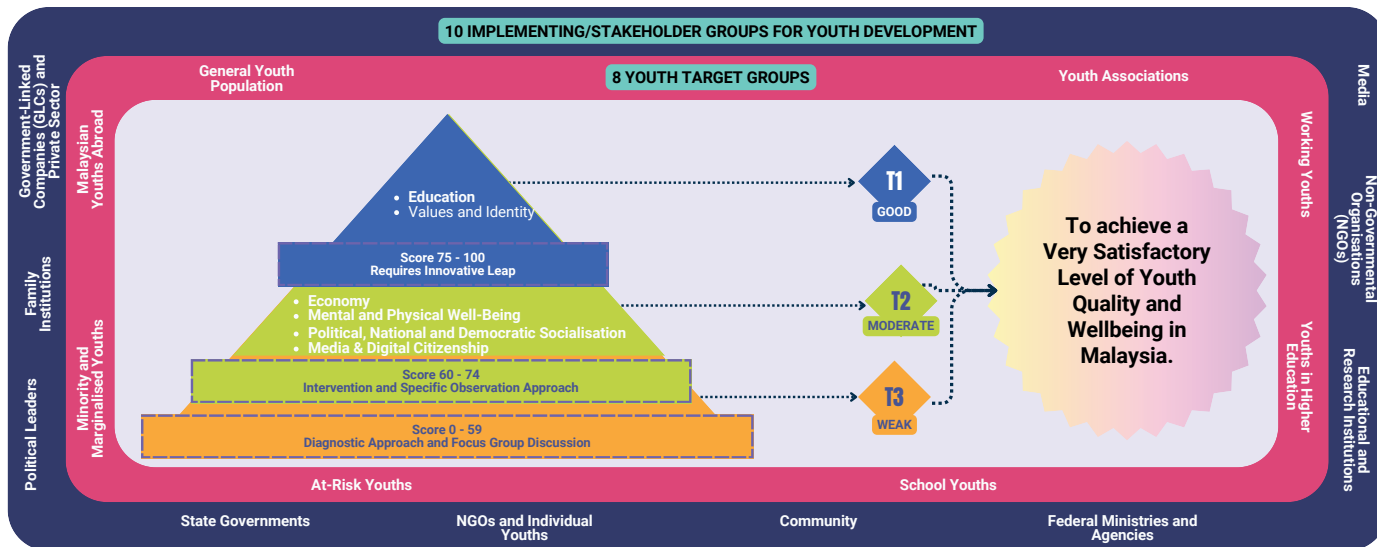
CROSS-IMPLEMENTER / STAKEHOLDER STRATEGIES FOR YOUTH DEVELOPMENT THROUGH THREE TIERS

- To enhance the overall quality and wellbeing of Malaysian youth, implementers and stakeholders can execute strategies based on three tiers. Tier 1 refers to Domain and Indicator scores that have reached a Good level, ranging from 75–100. These scores require an innovative leap, where existing strategies should be continued and reinforced with new initiatives to ensure the consistent improvement of youth quality and wellbeing in Malaysia.
- Tier 2 covers Domain and Indicator scores within the Moderate range (60–74). At this level, a targeted intervention and specific observation approach is needed to boost overall performance. Indicators contributing to the total score should be identified and examined in detail; synergy among implementers and stakeholders must be strengthened, and regular monitoring mechanisms should be put in place to enhance the overall youth quality and wellbeing in Malaysia.
- Tier 3, which falls under the Weak category, requires a diagnostic approach and focused group discussions to identify the root causes behind Domain and Indicator performance. At this stage, implementers and stakeholders need to engage directly with youth through participatory sessions focusing on existing and new strategies, as well as proposals for improving the overall youth development ecosystem including individuals, facilities, and institutional actors to ensure that youth quality and wellbeing continue to improve over time.
- The implementation of strategies across stakeholders through these three tiers supported by regular monitoring via the Youth Dashboard can effectively improve the overall quality and wellbeing of Malaysian youth as reflected in the performance scores of MYI Domains and Indicators.



YOUTH DEVELOPMENT CANVAS FRAMEWORK

- The Youth Development Canvas Framework is developed to further strengthen the planning and implementation of youth development initiatives in Malaysia and enhancing the quality and wellbeing of Malaysian youth.
- This framework involves all key stakeholders in youth development as outlined in the Malaysian Youth Policy (MYI) encompassing 10 implementer groups and 8 target youth groups.
- The approach ensures a holistic strategy and full commitment from all relevant parties in striving to achieve a Very Satisfactory level of youth quality and wellbeing.



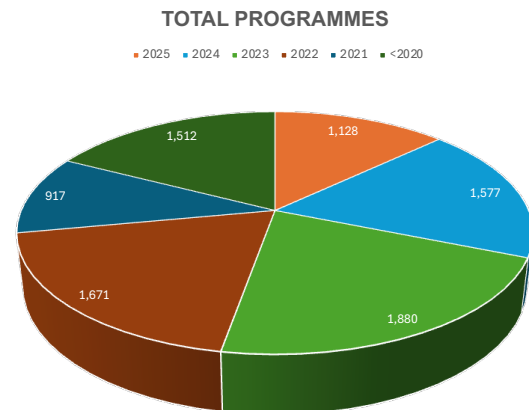
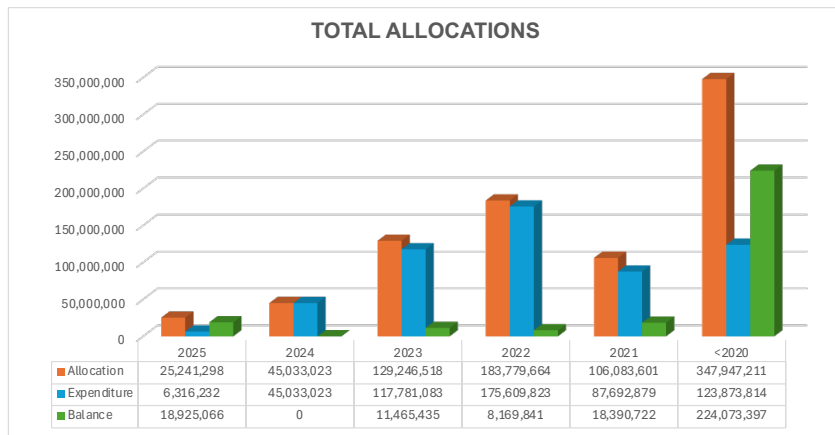
The background is a dark purple color with a network of glowing circuit lines in shades of pink, orange, and yellow. These lines are interconnected and form various shapes, some resembling a stylized 'Y' or 'D'. There are also several circular icons with radiating lines, some of which are partially obscured by the circuit lines. The overall aesthetic is modern and digital.

Youth Development Dashboard Report by Domain

YOUTH DASHBOARD

Data updated until October 2025

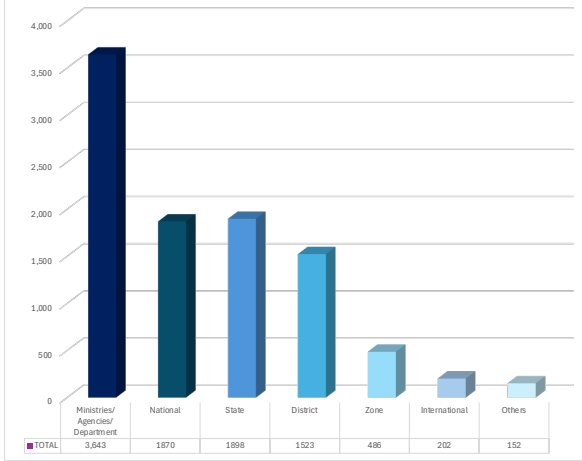
TOTAL PROGRAMMES		TOTAL AKTIVITIES		TOTAL FOCAL POINT		TOTAL PROGRAMME COST (RM)	
8,687		9,481		1,506		837,331,315.73	
NEW PROJECT		EXISTING PROJECTS		EXTENDED PROJECTS		ONE-OFF ALLOCATIONS (RM)	
5,998		2,596		93		816,186,948.73	
						QUARTERLY ALLOCATIONS (RM)	
						21,124,767.00	



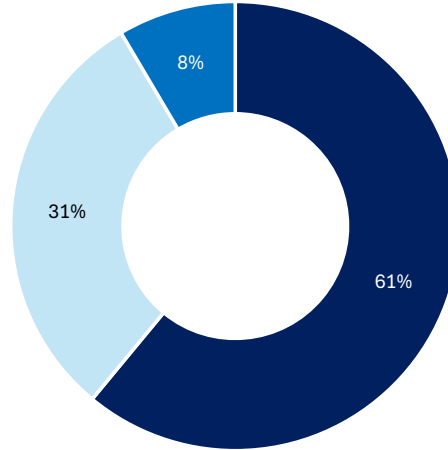
Note: The data presented cannot be generalised to represent all youth programmes in Malaysia. Figures depend on information recorded in the Youth Dashboard System.

YOUTH DASHBOARD

PROGRAMME IMPLEMENTATION LEVELS



■ Youth ■ Partially Youth ■ Non-Youth



Youths in Higher Education	4,876
Working Youths	3,875
Youth Associations	3,164
General Youth Population	2,948
School Youths	2,797
Minority Youths	1,796
At-Risk Youths	1,520
Malaysian Youths Abroad	804

PROGRAMME IMPLEMENTATION

PROGRAMME IMPLEMENTATION BY TARGET GROUP

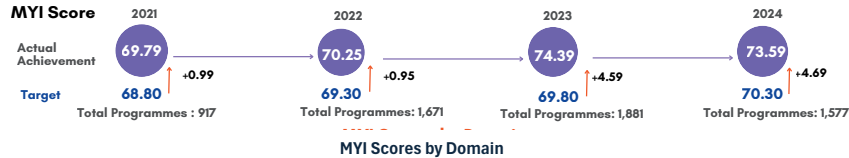
PROGRAMME IMPLEMENTATION BY YOUTH TARGET GROUP

Total Cumulative Programmes 8,687

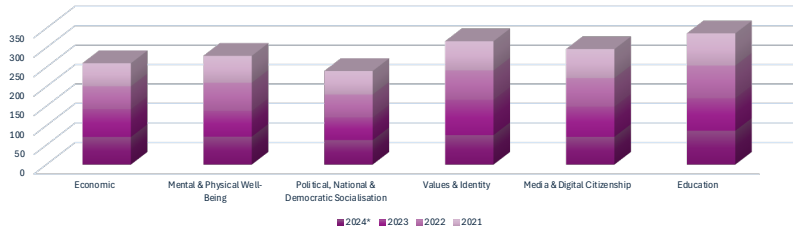


DOCUMENT ANALYSIS / COMPARATIVE ANALYSIS

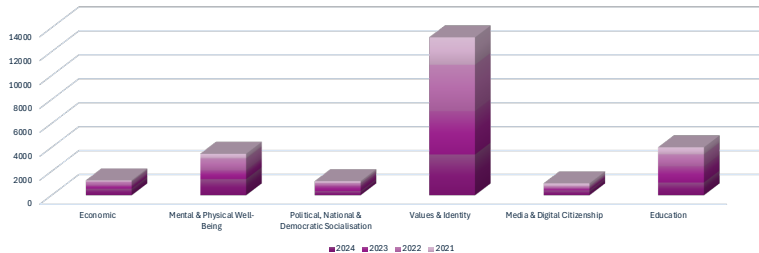
Analysis of the Relationship Between Programme Implementation (via the Youth Dashboard) and the Malaysian Youth Index (MYI) Score Achievement (Measurement of Youth Quality of Life and Well-being in Malaysia for 2021–2024)



MYI Scores by Domain



Total Programmes/Initiatives by Domain in the Youth Dashboard System



General Trend:

- The MYI score tends to increase when the number of programmes increases. A significant rise in programmes from 1,671 (2022) to 1,881 (2023) corresponds with an increase in the MYI score.
- This indicates a positive relationship between the number of programmes and the MYI score.

Analysis by Domain:

1. Economic:

- The number of programmes increased from 270 (2023) to 319 (2024) yet the score decreased from 71.99 (2023) to 70.70 (2024). This indicates a negative relationship between the number of programmes and the score achieved.

2. Mental and Physical Well-being:

- Although the number of programmes declined from 677 (2023) to 599 (2024), the MYI score still increased showing a negative correlation.

3. Media and Digital Citizenship:

- Programmes decreased from 204 (2023) to 191 (2024) with scores dropping from 77.77 (2023) to 71.24 (2024). This shows a significant relationship between the number of programmes and score achieved.

4. Values and Identity:

- The number of programmes dropped significantly from 3,150 (2023) to 2,095 (2024) resulting in a score decrease from 90.90 (2023) to 75.71 (2024). This indicates a significant and positive relationship between programme quality and score.

5. Education:

- Even though programmes decreased from 1,338 (2023) to 808 (2024), the MYI score increased and the relationship is not significant.

6. Political Socialization, Nationhood and Democracy

- Even though programmes decreased from 444 (2023) to 135 (2024), the MYI score increase, indicating a non-significant relationship.

Overall, there are both positive and negative correlations between the number of programmes and the MYI scores across each domain. However, the significance of this relationship depends on several factors:

- The quality of the programmes and their impact on participants
- The strategic focus in programme implementation
- The limitations related to the number of programmes recorded in the Youth Dashboard system.

The background is a dark purple color with a network of glowing circuit lines in shades of pink, orange, and yellow. On the left side, there are several icons: a grid of dots, a single circular icon with a vertical line, and a vertical column of four circular icons with diagonal lines. The text "Frequently Asked Questions" is centered in a white, rounded font.

Frequently Asked Questions



1

What is Malaysian Youth Index (MYI)

Malaysian Youth Index is an index developed to measure the level of quality and well-being of youth in Malaysia and provide a more comprehensive description of the current status of the youth generation in the country.

2

What are the elements or domains that are involved in MYI? And how was this domain selection made

- a. MYI'15- MYI'20 has been developed with 12 Domains and 58 Indicators that are important in the development of the individual youth. Positive indicators are selected to be in tandem with positive youth development approach or "positive youth development (PYD)". The indicators have been developed are categorized into twelve (12) domains, namely:

- | | |
|------------------------|--------------------------------|
| 1) Self-Development | 7) Economic Well-being |
| 2) Social Relationship | 8) Safety and Security |
| 3) Identity | 9) Political Socialisation |
| 4) Self-Potential | 10) Media Penetration |
| 5) Health | 11) Leisure Time |
| 6) Education | 12) Free from Deviant Behavior |

- b. MYI'21 has been developed with 6 Domains and 41 Indicators after going through improvement process based on current needs, based on analytic model and realignment with Global Youth Development Index (Global, ASEAN). These Indicators which has been developed are categorized into six domains, namely:

- 1) Education
- 2) Economy
- 3) Mental & Physical Well-Being
- 4) Political, National and Democratic Socialisation
- 5) Values and Identity
- 6) Media & Digital Citizenship

Several syndication series (synducation) with youth development stakeholders involving various ministries, agencies, corporate companies, NGOs, academic experts, mass youth from various categories and individual who contributed ideas were implemented to obtain detailed information focused on development, quality and well-being of a comprehensive youth life.

3

How was MYI developed?

MYI'15 – MYI'20 was implemented through a survey method using questionnaires via the IYRES survey system application (iGreat), with score reporting based on both Primary and Secondary data. The sample selection represented the youth population across various categories including age group, ethnicity, locality, gender, and diverse backgrounds. The Enumeration Blocks (BP) from the 2020 & 2021 Population Census were used to determine the sample selection areas, ensuring equal opportunity for all targeted populations to be selected. Expert consultation from the Department of Statistics Malaysia (DOSM) was also sought to ensure that the selected samples accurately reflected the demographic composition of Malaysian youth. Beginning with MYI'22 – MYI'23, the data collection approach was enhanced by incorporating a qualitative method through Focus Group Discussions (FGDs). These FGDs involved 8 youth target groups and 10 implementing agencies, as outlined in the Malaysian Youth Policy (MYP) 2015–2035.

Data collection was conducted by trained enumerators, known as IYRES Community Enumerators (ICE), representing 13 states and 3 Federal Territories across Malaysia. Each enumerator was provided with a comprehensive written manual containing all necessary study information, Enumeration Block (BP) maps for area reference and a simulation video clip demonstrating face-to-face interview procedures.

4

What are MYI's improvement over previous years?

- a. Data collection via the IYRES survey system application (iGreat) compared to previous years.
- b. Retention of 6 domains and 41 Indicators for MYI'21 – MYI'24 to enable consistent monitoring of score changes related to the quality and well-being of Malaysian youth.
- c. MYI'21 - MYI'24 score report used Primary and Secondary data.

5

To what extent is the MYI data validation done?

The data that has been analyzed is presented to a panel of expert advisors and subsequently explained to the Ex-Officio members, consisting of representatives from Ministries and Agencies related to youth development. In addition, Technical Working Group (TWG) sessions are conducted to monitor and review the achievements in detail, ensuring that they are aligned with the programs and activities organized at the ministerial and agency levels.



6

Why does the MYI need to be conducted annually?

The annual implementation of the MYI focuses on assessing the effects or changes in scores that measure the quality and well-being of youth. Indirectly, yearly score comparisons allow for the alignment and improvement of youth development programs or activities to further enhance the quality and well-being of Malaysian youth.

7

Can this MYI be compared to other indices internationally?

A comparison of overall domain scores can be made. However, the measurement framework used internationally differs, as the domains and indicators developed for the MYI are based on Malaysia's socio-cultural context and current youth development ecosystem. Furthermore, at the international level, index findings are typically reported using only secondary data.

8

What is the importance of the MYI to youth development in Malaysia?

- Serves as a benchmark for measuring the quality and well-being of Malaysian youth.
- Functions as a Key Performance Indicator (KPI) for the Ministry of Youth and Sports in driving Malaysia's youth development agenda
- Provides input for the formulation and development of policies and strategies related to youth development.
- Guides the creation of action plans to enhance the quality and well-being of Malaysian youth.
- Acts as an indicator for assessing the achievements of the Malaysian Youth Policy (MYP) 2015–2035.
- Serves as an evaluation mechanism under the Twelfth Malaysia Plan (RMK-12) to measure youth quality of life and well-being.
- Functions as a reference and guide for stakeholders in planning youth programs or activities based on domain and indicator performance.

9

Who can use the MYI?

The findings of the MYI are not limited to specific individuals but are open for reference by anyone for relevant purposes. However, certain groups have priority and greater relevance in utilising the MYI findings including:

- Policy and decision-makers involved in youth development**
- Corporate organisations**
- Youth leaders**
- Youth development experts**
- Youth stakeholders**
- Eight youth target groups:**
 - **School Youths**
 - **Youths in Higher Education**
 - **Working Youths**
 - **Youth Associations**
 - **General Youth Population**
 - **Malaysian Youths Abroad**
 - **Minority and Marginalised Youths**
 - **At-Risk Youths**

10

How can this book for information on MYI be obtained?

The findings or information related to the Malaysian Youth Index (MYI) can be accessed through the official IYRES portal, and the report is available under the IYRES Research Listings section. The link can also be downloaded and used as a reference for relevant purposes.

Official IYRES portal: <http://www.iyres.gov.my>

The background is a dark purple color. It features several abstract, colorful lines in shades of pink, orange, and purple that resemble circuit traces or data paths. These lines are scattered across the frame, some forming loops and others extending towards the edges. In the upper left and lower left areas, there are clusters of small, white, grid-like patterns. Interspersed among these grids and lines are several circular icons. Some of these icons contain a stylized 'p' or 'b' character, while others show a circular arrow or a similar symbol. The overall aesthetic is modern and tech-oriented.

Way Forward



The publication process for the research findings in the form of Facts & Figures (such as journals, articles, and others) is being implemented.



Writing and Publication of Research Findings

Dissemination of Research Findings



The dissemination of research findings will be carried out through presentation sessions such as Townhalls, Seminars and others.

For the development of the MYI under the Thirteenth Malaysia Plan (RMKe-13) (2026–2030), the updating of domains and indicators will be aligned with the current landscape through Technical Working Group (TWG) sessions with the stakeholders.



Updating of Domains and Indicators

ACKNOWLEDGEMENTS

Institute for Youth Research Malaysia (IYRES), Ministry of Youth and Sports (KBS) would like to express our deepest gratitude to study experts, supervisors, enumerators, respondents and individuals involved directly or indirectly in making this study a success. We hope that this study will be a reference for everyone involved in planning and development of youth programs in Malaysia.

RESEARCH TEAM

Dr. Vellapandian Ponnusamy
Shahhanim Yahya
Asnida Abd. Hamid
Rozahidah Roslee
Nur Shazwanie Rosehan
Mohamad Saifful Hassan
Nurul Alya Mohamed Adnan

DATA ANALYSIS

Shahhanim Yahya

EDITORS

Shahhanim Yahya
Asnida Abd Hamid

RESOURCE PERSONS

Prof. Ts. Dr. Muhammad Hisyam Lee (UTM)
Prof. Madya Dr. Hanina Halimatusaadia Hamsan (UPM)
Dr. Muhamad Hariz Muhamad Adnan (UPSI)

TECHNICAL COMMITTEE

Kementerian Ekonomi Malaysia
Pakar Rujuk
Penyelidik Bersama
Ex-Officio
Penyelidik IYRES

EX-OFFICIO

Kementerian Kesihatan Malaysia
Kementerian Perpaduan Negara Malaysia
Kementerian Dalam Negeri Malaysia
Kementerian Komunikasi dan Digital Malaysia
Kementerian Pembangunan Wanita, Keluarga dan Masyarakat Malaysia
Yayasan Waqaf Malaysia
Kementerian Ekonomi Malaysia
Jabatan Perangkaan Malaysia
Agensi Kaunseling dan Pengurusan Kredit
Institut Kefahaman Islam Malaysia